

# PARTS LIST

FOR

## SINGER

### MACHINES

**299U123, 299U210 and 299U230**

NOTE: 1. \* Parts used only on 299U130 machine.

\*\* Parts not used on 299U123 machine.

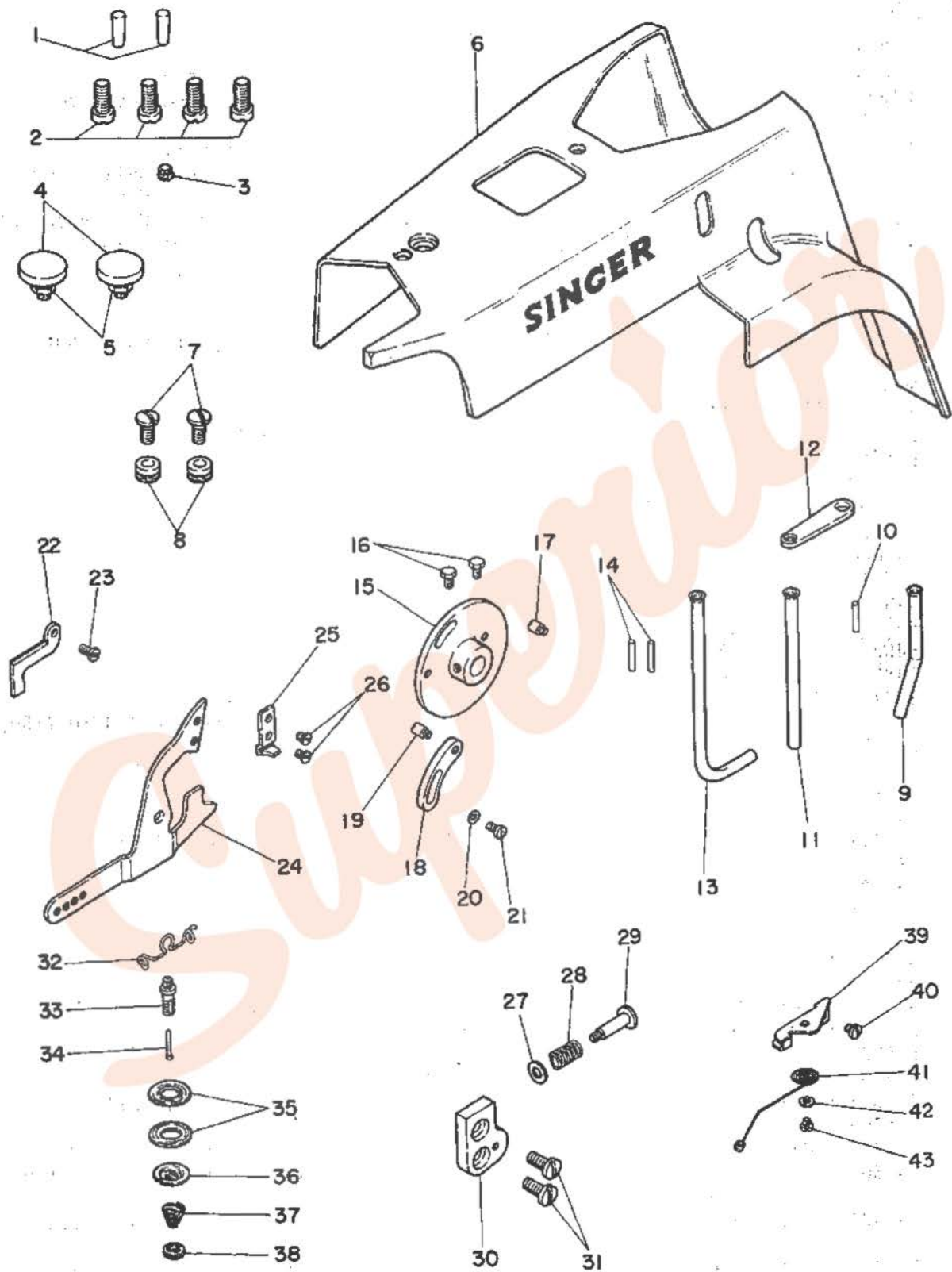
2. With the exception of the Needle Thread Trimmer Mechanism, the 299U110 and 299U130 are the same as the 299U210 and 299U230 machines.

3. When a Top Cord Laying Mechanism is fitted on the 299U210 and 299U230 machines, the variety number will be 299UX211 and 299UX231.

# ARM COVER, LOWER CORD SLACKING LEVER, MISCELLANEOUS PARTS

Ref. No.	Part No.	Description
1	548005	Arm Position Pin (2)
2	545223 (830)	Arm Screw (4)
3	549006 (803)	Looper Frame Oil Plug Screw
4	548909	Arm Cover Spacer (adjustable) (2)
5	545409 (819)	Arm Cover Spacer (adjustable) Lock Nut (2)
6	548908	Arm Cover with Number Plate, 20867-900, two each 545222 (805), 548003 and four 549131 (811)
7	545222 (805)	Arm Cover Screw (2)
8	548003	Arm Cover Spacer (rubber) (2)
9	548040	Bed Shaft Bushing (back) Oil Tube
10	548041	Bed Shaft Bushing (back) Oil Tube Pin
11	548043	Bed Shaft Bushing (front) Oil Tube
12	548044	Bed Shaft Bushing (front) Oil Tube Bracket
13	548426	Rapid Feed Crank Shaft Bushing (back) Oil Tube
14	548041	Rapid Feed Crank Shaft Bushing (back) Oil Tube Pin (2)
15	*548282	Lower Cord Slacking Disc with 545311 (803) and two 545304 (803)
16	*545304 (803)	Lower Cord Slacking Disc Set Screw (2)
17	*545311 (803)	Lower Cord Slacking Lever Operating Screw Stud (long)
18	*548287	Lower Cord Slacking Lever Operating Screw Stud (short) Adjusting Plate
19	*545280 (803)	Lower Cord Slacking Lever Operating Screw Stud (short)
20	*548167	Lower Cord Slacking Lever Operating Screw Stud (short) Adjusting Plate Screw Washer
21	*504063 (825)	Lower Cord Slacking Lever Operating Screw Stud (short) Adjusting Plate Screw
22	*548290	Lower Cord Tension Releasing Plate
23	*504084 (810)	Lower Cord Tension Releasing Plate Screw
24	*548283	Lower Cord Slacking Lever
25	*548285	Lower Cord Slacking Lever Extension
26	*545309 (805)	Lower Cord Slacking Lever Extension Screw (2)
27	*548154	Lower Cord Slacking Lever Friction Spring Washer
28	*548286	Lower Cord Slacking Lever Friction Spring
29	*545310 (805)	Lower Cord Slacking Lever Hinge Screw
30	*548284	Lower Cord Slacking Lever Bracket
31	*504098 (805)	Lower Cord Slacking Lever Bracket Screw (2)
32	*548288	Lower Cord Tension Cord Guide
33	*548828	Lower Cord Tension Stud
34	*548291	Lower Cord Tension Releasing Plunger
35	*2102	Lower Cord Tension Disc (2)
36	*548292	Lower Cord Tension Releasing Washer
37	*548293	Lower Cord Tension Spring
38	*545496 (819)	Lower Cord Tension Stud Thumb Nut
39	**548281	Lower Cord Controlling Spring Bracket
40	**545307 (803)	Lower Cord Controlling Spring Bracket Screw
41	**548280	Lower Cord Controlling Spring
42	**548167	Lower Cord Controlling Spring Screw Washer
43	**545308 (805)	Lower Cord Controlling Spring Screw

# ARM COVER, LOWER CORD SLACKING LEVER, MISCELLANEOUS PARTS



1	2	3
INCHES		

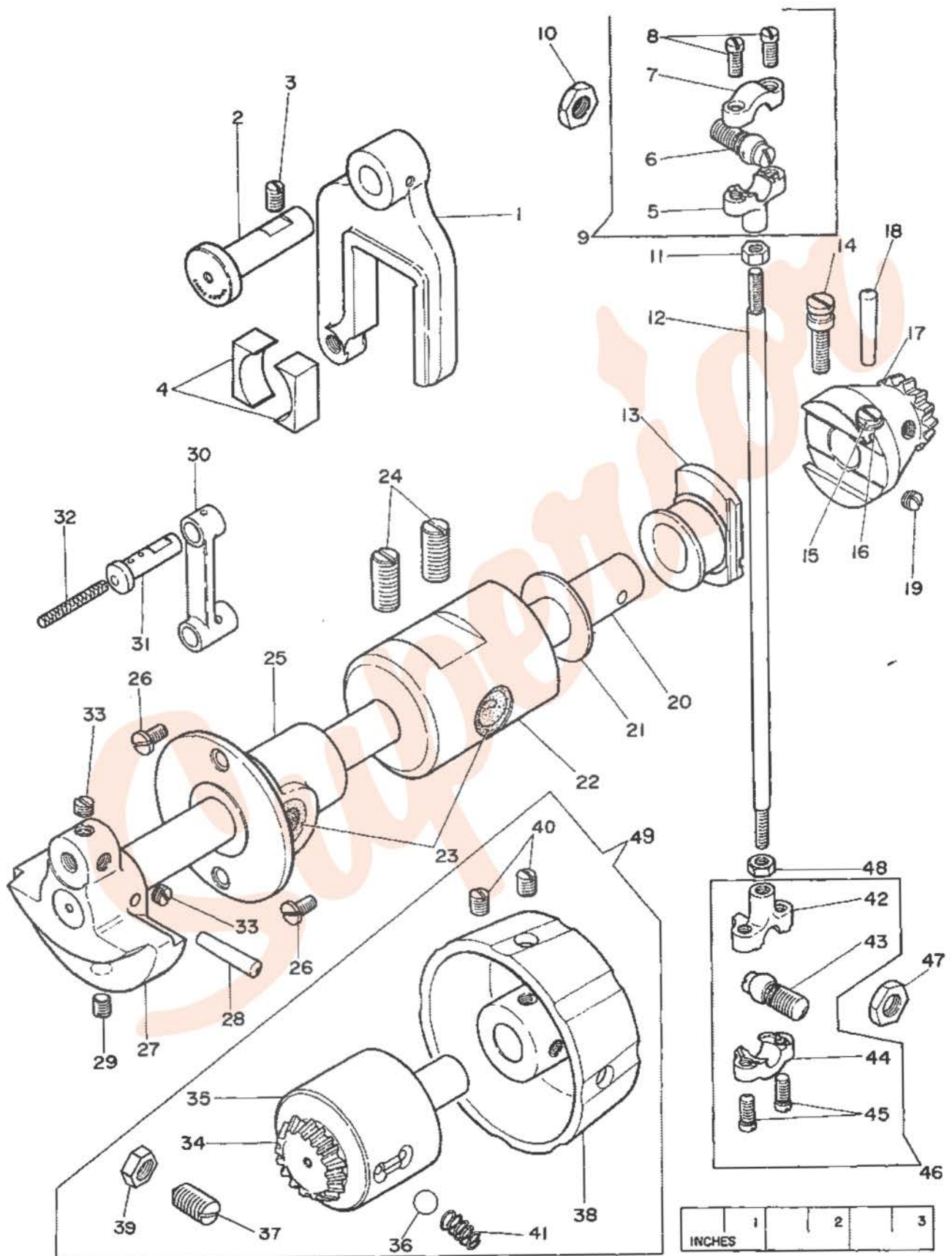


ARM SHAFT, FEED DRIVING AUXILIARY ECCENTRIC  
FEED DRIVING AUXILIARY CONNECTION, HAND WHEEL

<u>Ref. No.</u>	<u>Part No.</u>	<u>Description</u>
1	548165	Feed Driving Auxiliary Eccentric Lever
2	548166	Feed Driving Auxiliary Eccentric Lever Hinge Stud
3	545313 (803)	Feed Driving Auxiliary Eccentric Lever Hinge Stud Set Screw
4	548168	Feed Driving Auxiliary Eccentric Slide Block (2)
5	548364	Feed Driving Auxiliary Connection Bearing (upper)
6	545274 (803)	Feed Driving Auxiliary Connection Bearing (upper) Ball Screw
7	548367	Feed Driving Auxiliary Connection Bearing (upper) Cap
8	545325 (803)	Feed Driving Auxiliary Connection Bearing (upper) Cap Screw (2)
9	548834	Feed Driving Auxiliary Connection Bearing (upper) 548364 with 545274 (803), 548367 and two 545325 (803)
10	545424 (805)	Feed Driving Auxiliary Connection Bearing (upper) Ball Screw Nut
11	545426 (803)	Feed Driving Auxiliary Connection Bearing (upper) Check Nut
12	548161	Feed Driving Auxiliary Connection
13	548164	Feed Driving Auxiliary Eccentric
14	545275 (803)	Feed Driving Auxiliary Eccentric Adjusting Screw
15	545314 (803)	Feed Driving Auxiliary Eccentric Lock Screw
16	548167	Feed Driving Auxiliary Eccentric Lock Screw Washer
17	548007	Arm Shaft Bevel Gear with 504056 (830)
18	548008	Arm Shaft Bevel Gear Position Pin
19	504056 (830)	Arm Shaft Bevel Gear Set Screw
20	548006	Arm Shaft
21	548012	Arm Shaft Bushing Washer (back)
22	548974	Arm Shaft Bushing (back) with 548011
23	548011	Arm Shaft Bushing Oil Packing (wick) (2)
24	545224 (803)	Arm Shaft Bushing (back) Set Screw (2)
25	548010	Arm Shaft Bushing (front) with 548011
26	545137 (809)	Arm Shaft Bushing (front) Screw (2)
27	548308	Needle Driving Bar Crank with 504020 (851) and two 154780 (850)
28	548008	Needle Driving Bar Crank Position Pin
29	504020 (851)	Needle Driving Bar Crank Set Screw
30	548309	Needle Driving Bar Link
31	548310	Needle Driving Bar Link Hinge Stud with 548311
32	548311	Needle Driving Bar Link Hinge Stud Oil Packing (wick)
33	154780 (850)	Needle Driving Bar Link Hinge Stud Set Screw (2)
34	548930	Hand Wheel Shaft
35	548931	Hand Wheel Shaft Bushing
36	548932	Hand Wheel Shaft Bushing Retaining Ball
37	545286 (803)	Hand Wheel Shaft Bushing Retaining Screw
38	548929	Hand Wheel with two 504029 (833)
39	545476 (803)	Hand Wheel Shaft Bushing Retaining Screw Lock Nut
40	504029 (833)	Hand Wheel Set Screw (2)
41	548933	Hand Wheel Shaft Bushing Retaining Spring
42	548361	Feed Driving Auxiliary Connection Bearing (lower)
43	545323 (803)	Feed Driving Auxiliary Connection Bearing (lower) Ball Screw
44	548363	Feed Driving Auxiliary Connection Bearing (lower) Cap
45	545325 (803)	Feed Driving Auxiliary Connection Bearing (lower) Cap Screw (2)
46	548362	Feed Driving Auxiliary Connection Bearing (lower) 548361 with 545323 (803), 548363 and two 545325 (803)
47	545424 (805)	Feed Driving Auxiliary Connection Bearing (lower) Ball Screw Nut
48	545425 (803)	Feed Driving Auxiliary Connection Bearing (lower) Check Nut
49	548934	Hand Wheel complete, Nos. 545286 (803), 545476 (803) and 548929 to 548933



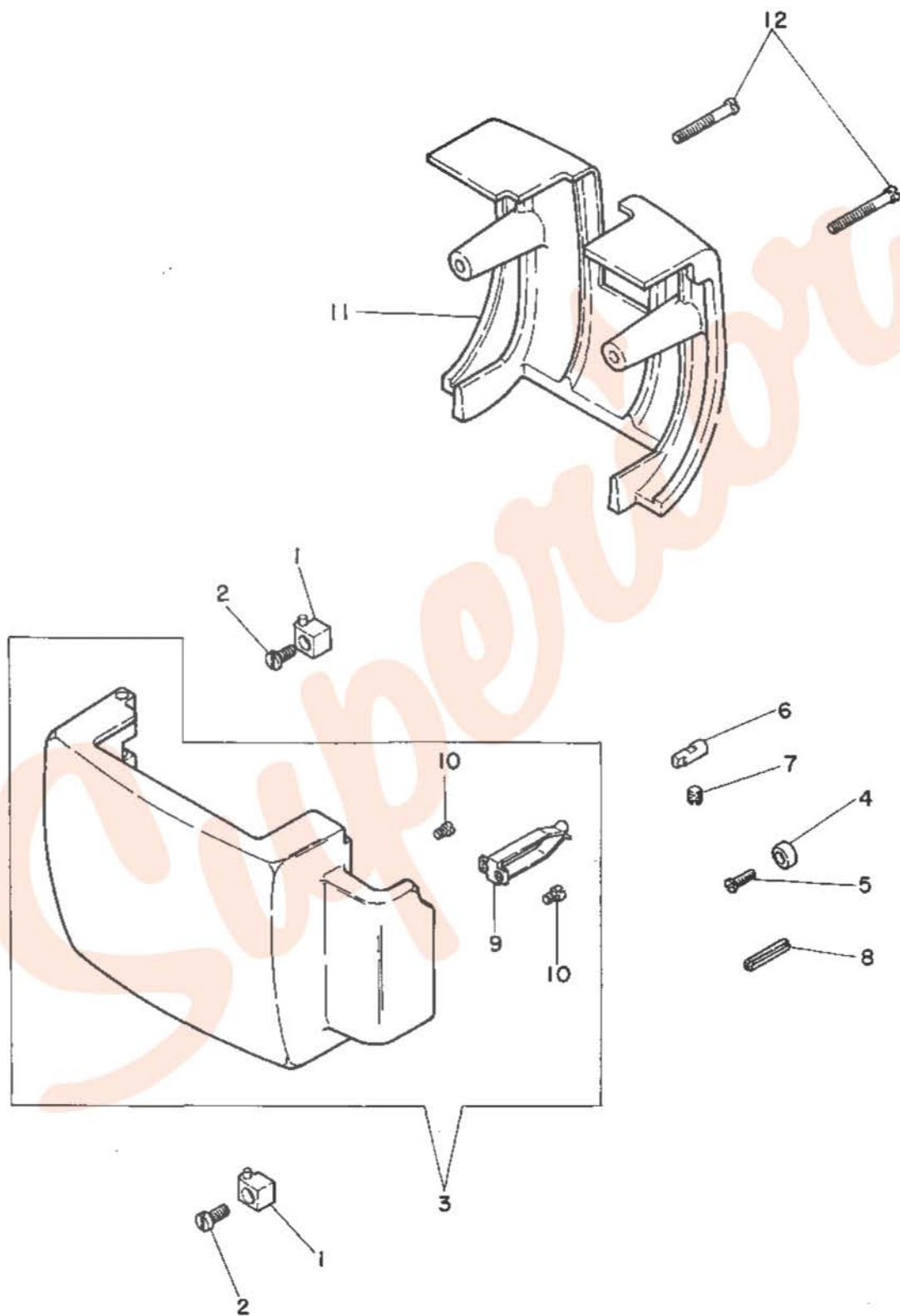
**ARM SHAFT, FEED DRIVING AUXILIARY ECCENTRIC  
FEED DRIVING AUXILIARY CONNECTION, HAND WHEEL**



BED COVER (BACK), BED COVER (FRONT)

<u>Ref.</u> <u>No.</u>	<u>Part</u> <u>No.</u>	<u>Description</u>
1	548913	Bed Cover (front) Hinge (2)
2	504071 (833)	Bed Cover (front) Hinge Screw (2)
3	548912	Bed Cover (front) with 548914 and two 545295 (805)
4	546017	Bed Cover (front) Cushion
5	549190 (819)	Bed Cover (front) Cushion Screw
6	548023	Bed Cover (front) Locating Pin
7	504134 (850)	Bed Cover (front) Locating Pin Screw
8	548027	Bed Cover (front) Locking Pin
9	548914	Bed Cover (front) Locking Spring
10	545295 (805)	Bed Cover (front) Locking Spring Screw (2)
11	548911	Bed Cover (back)
12	545226 (805)	Bed Cover (back) Screw (2)

BED COVER (BACK), BED COVER (FRONT)



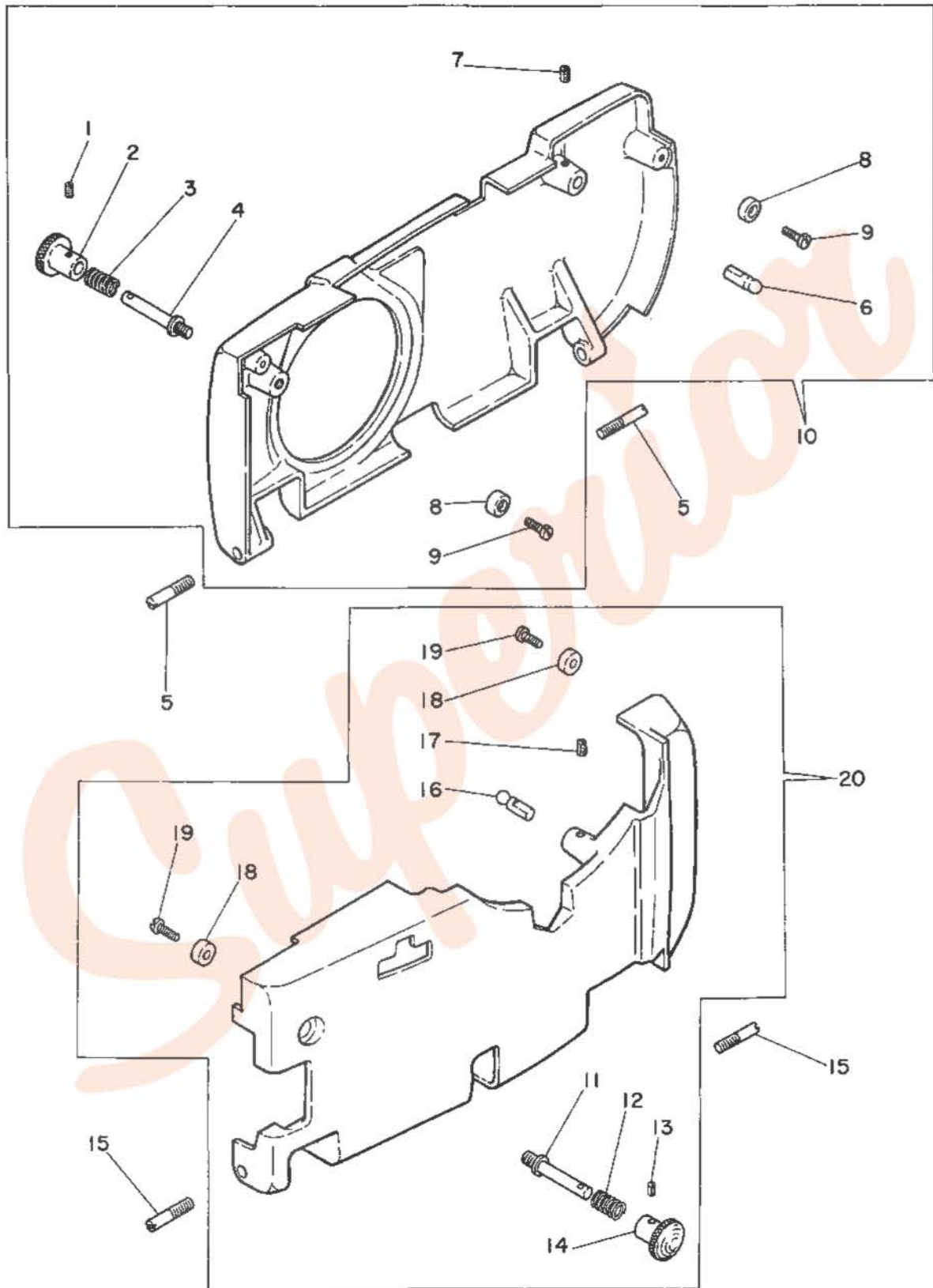
1	2	3
INCHES		



**BED COVER (LEFT), BED COVER (RIGHT)**

<u>Ref.</u> <u>No.</u>	<u>Part</u> <u>No.</u>	<u>Description</u>
1	549247 (833)	Bed Cover (left) Locating Locking Screw Stud Knob Set Screw
2	548916	Bed Cover (left) Locating Locking Screw Stud Knob
3	548917	Bed Cover (left) Locating Locking Screw Stud Spring
4	549246 (819)	Bed Cover (left) Locating Locking Screw Stud
5	549245 (803)	Bed Cover (left) Hinge Screw Stud (2)
6	548032	Bed Cover (left) Rear Locating Pin
7	545232 (830)	Bed Cover (left) Rear Locating Pin Screw
8	546017	Bed Cover (left) Cushion (2)
9	549190 (819)	Bed Cover (left) Cushion Screw (2)
10	548915	Bed Cover (left) with 545232 (830), 548032, 548916, 548917, 549246 (819), 549247 (833), two each 546017 and 549190 (819)
11	549246 (819)	Bed Cover (right) Locating Locking Screw Stud
12	548917	Bed Cover (right) Locating Locking Screw Stud Spring
13	549247 (833)	Bed Cover (right) Locating Locking Screw Stud Knob Set Screw
14	548916	Bed Cover (right) Locating Locking Screw Stud Knob
15	549245 (803)	Bed Cover (right) Hinge Screw Stud (2)
16	548032	Bed Cover (right) Rear Locating Pin
17	545232 (830)	Bed Cover (right) Rear Locating Pin Screw
18	546017	Bed Cover (right) Cushion (2)
19	549190 (819)	Bed Cover (right) Cushion Screw (2)
20	548918	Bed Cover (right) with 545232 (830), 548032, 548916, 548917 549246 (819), 549247 (833), two each 546017 and 549190 (819)

BED COVER (LEFT), BED COVER (RIGHT)



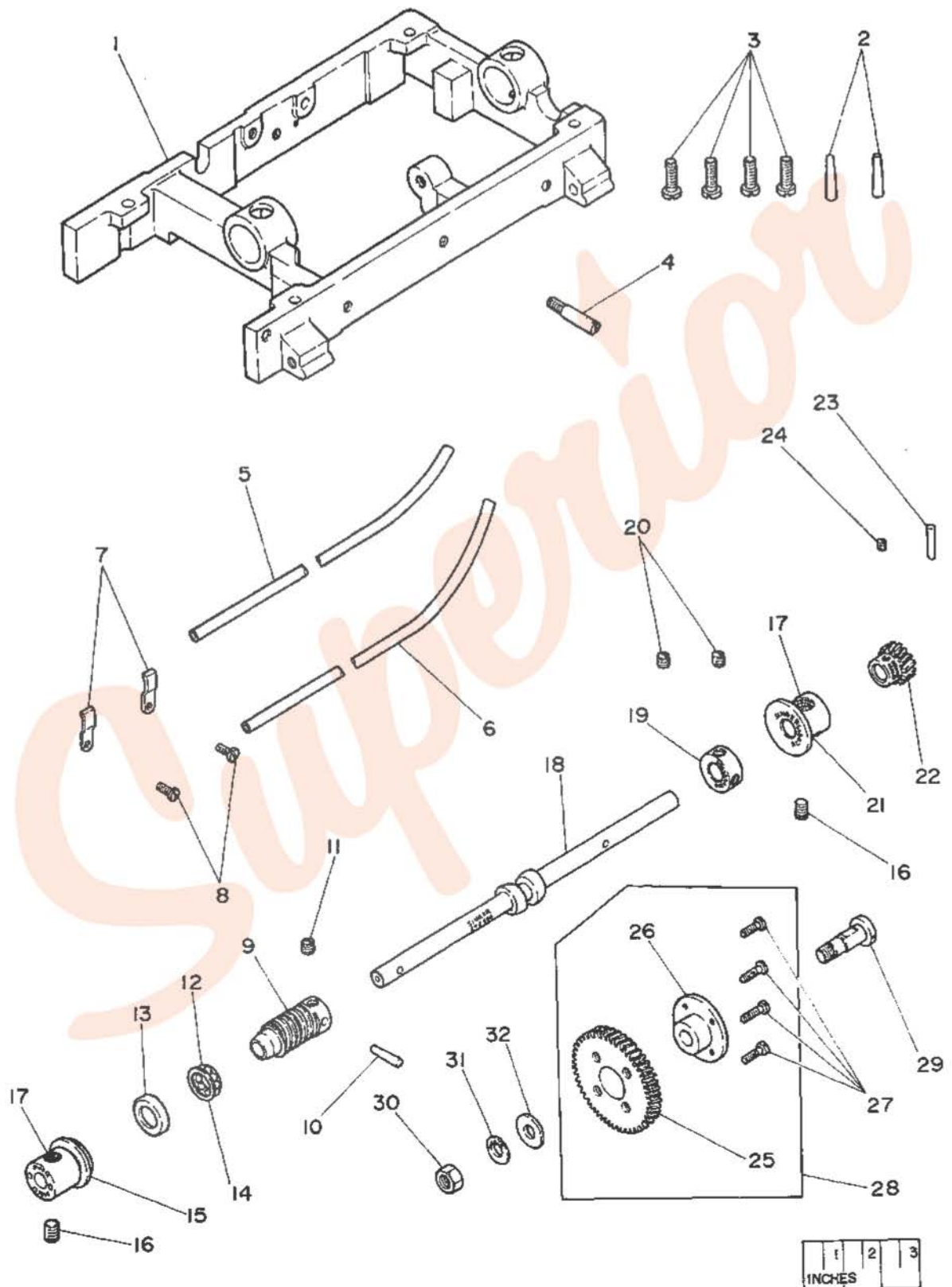
1	2	3
INCHES		

BED EXTENSION, RAPID FEED CRANK SHAFT, RAPID FEED INTERMEDIATE GEAR

<u>Ref.</u> <u>No.</u>	<u>Part</u> <u>No.</u>	<u>Description</u>
1	548919	Bed Extension
2	548035	Bed Extension Position Pin (2)
3	545139 (819)	Bed Extension Screw (4)
4	549155 (819)	Starting Rod Stop Screw
5	548278	Lower Cord Tube (brass)
6	548278	Looper Thread Tube (brass)
7	548279	Looper Thread Tube Bracket (2)
8	504063 (825)	Looper Thread Tube Bracket Screw (2)
9	548482	Rapid Feed Worm with 504056 (830)
10	548038	Rapid Feed Worm Position Pin
11	504056 (830)	Rapid Feed Worm Set Screw
12	548483	Rapid Feed Worm Ball (8)
13	548484	Rapid Feed Worm Ball Bearing Cup
14	548485	Rapid Feed Worm Ball Retainer with eight 548483
15	548427	Rapid Feed Crank Shaft Bushing (front)
16	545336 (803)	Rapid Feed Crank Shaft Bushing Set Screw (2)
17	548011	Rapid Feed Crank Shaft Oil Packing (wick) (2)
18	548424	Rapid Feed Crank Shaft
19	548428	Rapid Feed Crank Shaft Collar with two 504056 (830)
20	504056 (830)	Rapid Feed Crank Shaft Collar Set Screw (2)
21	548425	Rapid Feed Crank Shaft Bushing (back)
22	548429	Rapid Feed Crank Shaft Gear with 504020 (851)
23	548038	Rapid Feed Crank Shaft Gear Position Pin
24	504020 (851)	Rapid Feed Crank Shaft Gear Set Screw
25	548432	Rapid Feed Intermediate Gear
26	548651	Rapid Feed Intermediate Gear Hub
27	549009 (819)	Rapid Feed Intermediate Gear Screw (4)
28	548657	Rapid Feed Intermediate Gear 548432 with 548651 and four 549009 (819)
29	545337 (803)	Rapid Feed Intermediate Gear Screw Stud
30	545440 (805)	Rapid Feed Intermediate Gear Screw Stud Nut
31	548433	Rapid Feed Intermediate Gear Screw Stud Nut Washer
32	548434	Rapid Feed Intermediate Gear Screw Stud Washer



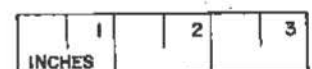
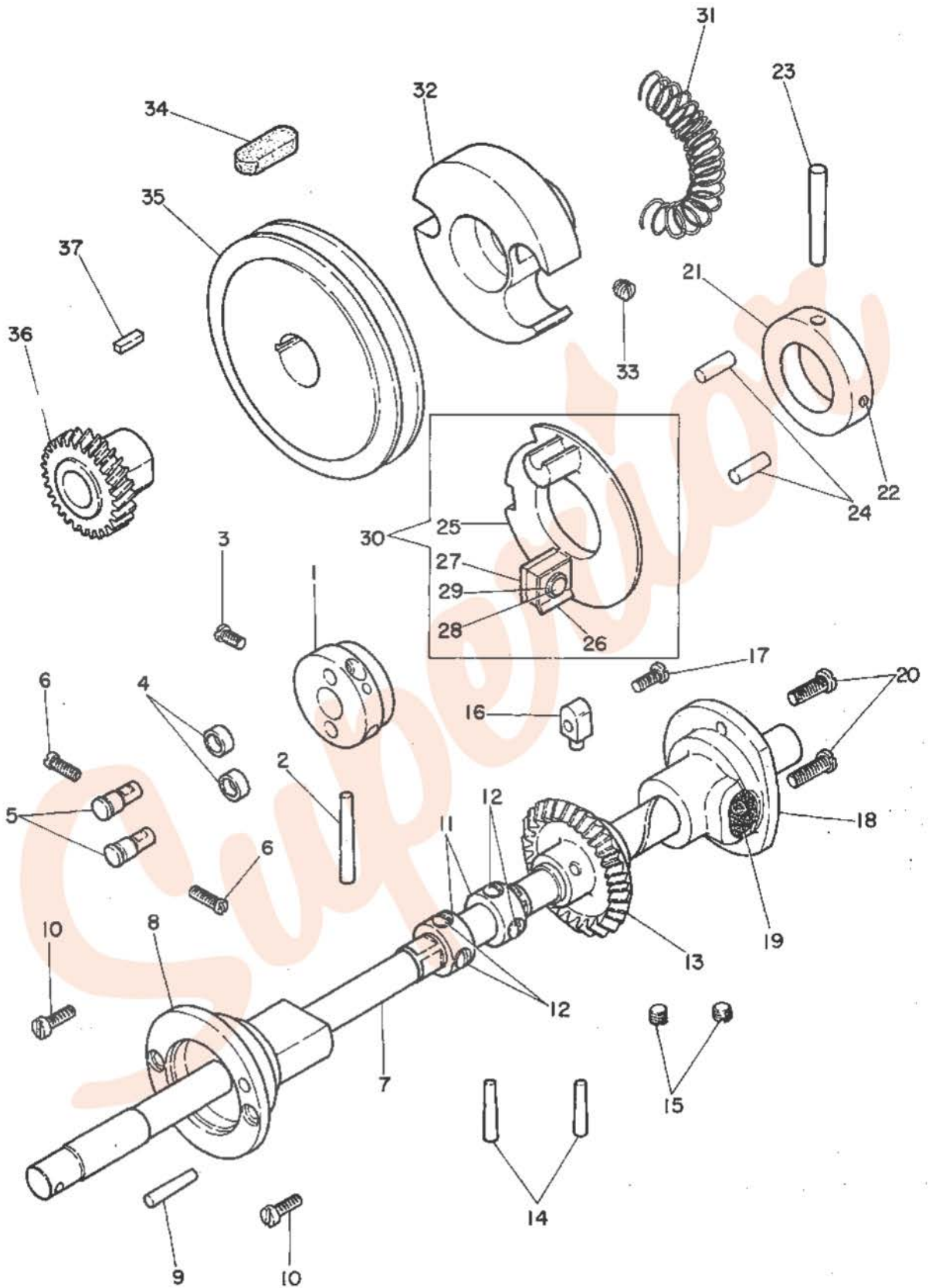
BED EXTENSION, RAPID FEED CRANK SHAFT, RAPID FEED INTERMEDIATE GEAR



LOOPER DRIVER, BED SHAFT, DRIVING WHEEL

<u>Ref.</u> <u>No.</u>	<u>Part</u> <u>No.</u>	<u>Description</u>
1	548243	Looper Driver with 545295 (805) and two 545298 (803)
2	548244	Looper Driver Position Pin
3	545295 (805)	Looper Driver Set Screw
4	548252	Looper Driving Roller (2)
5	548253	Looper Driving Roller Stud (2)
6	545298 (803)	Looper Driving Roller Stud Set Screw (2)
7	548036	Bed Shaft
8	548042	Bed Shaft Bushing (front)
9	548038	Bed Shaft Bushing (front) Position Pin
10	545137 (809)	Bed Shaft Bushing (front) Screw (2)
11	548046	Bed Shaft Collar with two 504102 (833) (2)
12	504102 (833)	Bed Shaft Collar Set Screw (4)
13	548037	Bed Shaft Bevel Gear with two 504056 (830)
14	548038	Bed Shaft Bevel Gear Position Pin (2)
15	504056 (830)	Bed Shaft Bevel Gear Set Screw (2)
16	548271	Looper Thread Tension Restoring Cam Block
17	545340 (806)	Looper Thread Tension Restoring Cam Block Screw
18	548039	Bed Shaft Bushing (back) with 548011
19	548011	Bed Shaft Bushing (back) Oil Packing (wick)
20	545233 (805)	Bed Shaft Bushing (back) Screw (2)
21	548136	Driving Wheel Stop Cam Position Collar with 504095 (850)
22	504095 (850)	Driving Wheel Stop Cam Position Collar Set Screw
23	548064	Driving Wheel Position Pin
24	548130	Driving Wheel Clutch Stud (2)
25	548134	Driving Wheel Stop Cam
26	548131	Driving Wheel Clutch Stud Retainer (back)
27	548132	Driving Wheel Clutch Stud Retainer (front)
28	545259 (805)	Driving Wheel Clutch Stud Retainer Screw
29	548133	Driving Wheel Clutch Stud Retainer Screw Washer
30	548884	Driving Wheel Stop Cam 548134 with 545259 (805), 548131, 548132 and 548133
31	548137	Driving Wheel Stop Cam Spring
32	548129	Driving Wheel with 549020 (830)
33	549020 (830)	Driving Wheel Set Screw
34	548135	Driving Wheel Stop Cam Oil Pad (felt)
35	548128	Driving Wheel (loose)
36	**548430	Rapid Feed Driving Gear
37	548431	Rapid Feed Driving Gear Key

# LOOPER DRIVER, BED SHAFT, DRIVING WHEEL

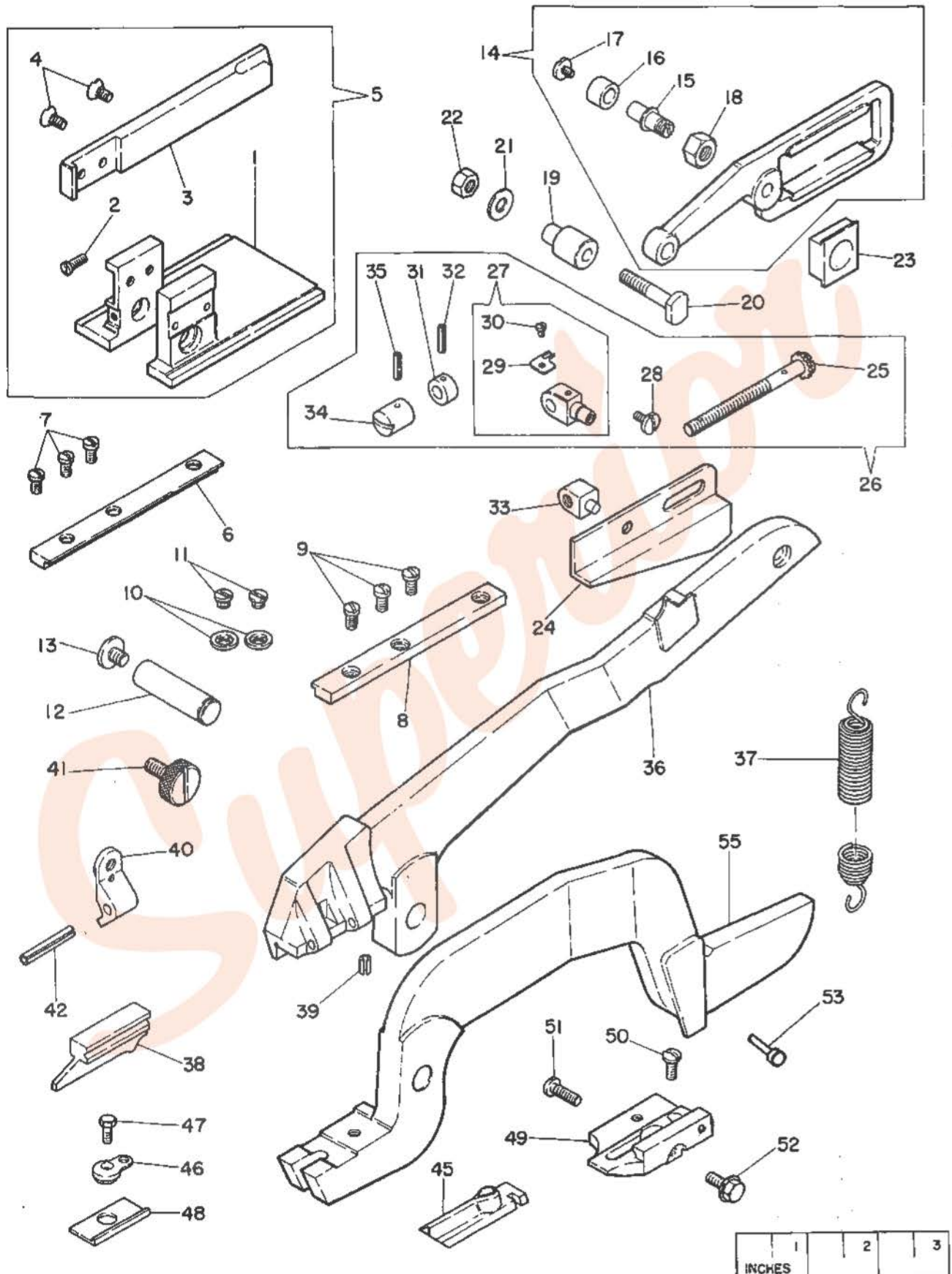




CUTTING LEVER, CUTTING CARRIER LEVER

<u>Ref.</u> <u>No.</u>	<u>Part</u> <u>No.</u>	<u>Description</u>
1	548075	Buttonhole Cutting Lever Bracket with 545250 (803)
2	545250 (803)	Buttonhole Cutting Lever Hinge Stud Set Screw
3	548076	Buttonhole Cutting Lever Bracket Arm
4	504115 (805)	Buttonhole Cutting Lever Bracket Arm Screw (2)
5	548883	Buttonhole Cutting Lever Arm 548076 with 548075 and two 504115 (805)
6	548077	Buttonhole Cutting Lever Bracket Gib (left)
7	545249 (805)	Buttonhole Cutting Lever Bracket Gib (left) Screw (3)
8	548078	Buttonhole Cutting Lever Bracket Gib (right)
9	545138 (809)	Buttonhole Cutting Lever Bracket Gib (right) Screw (3)
10	548079	Buttonhole Cutting Lever Bracket Gib Adjusting Washer (2)
11	545248 (805)	Buttonhole Cutting Lever Bracket Gib Adjusting Washer Screw (2)
12	548080	Buttonhole Cutting Lever Hinge Stud
13	545347 (803)	Buttonhole Cutting Lever Hinge Stud Screw
14	548053	Buttonhole Cutting Carrier Lever with 545239 (804), 545418 (805), 548056 and 548713
15	548713	Buttonhole Cutting Carrier Lever Roller Screw Stud
16	548056	Buttonhole Cutting Carrier Lever Roller
17	545239 (804)	Buttonhole Cutting Carrier Lever Roller Cap Screw
18	545418 (805)	Buttonhole Cutting Carrier Lever Roller Screw Stud Nut
19	548055	Buttonhole Cutting Carrier Lever Adjusting Screw Stud Sleeve
20	545238 (803)	Buttonhole Cutting Carrier Lever Adjusting Screw Stud
21	548054	Buttonhole Cutting Carrier Lever Adjusting Screw Stud Nut Washer
22	545417 (805)	Buttonhole Cutting Carrier Lever Adjusting Screw Stud Nut
23	548057	Buttonhole Cutting Carrier Lever Slide Block
24	548082	Buttonhole Cutting Pressure Wedge with 548087
25	545251 (805)	Buttonhole Cutting Pressure Wedge Adjusting Screw
26	548993	Buttonhole Cutting Pressure Wedge Adjusting Screw 545251 with 545252, 545419, 548083, 548088 and two 548880
27	548088	Buttonhole Cutting Pressure Wedge Post with 545235 (803) and 548085
28	545252 (803)	Buttonhole Cutting Pressure Wedge Post Screw
29	548085	Buttonhole Cutting Pressure Wedge Adjusting Screw Lock Spring
30	545235 (803)	Buttonhole Cutting Pressure Wedge Adjusting Screw Lock Spring Screw
31	548083	Buttonhole Cutting Pressure Wedge Adjusting Screw Collar
32	548880	Buttonhole Cutting Pressure Wedge Adjusting Screw Collar Position Pin
33	548087	Buttonhole Cutting Pressure Wedge Boss
34	545419 (805)	Buttonhole Cutting Pressure Wedge Adjusting Screw Nut
35	548880	Buttonhole Cutting Pressure Wedge Adjusting Screw Nut Pin
36	548073	Buttonhole Cutting Lever (upper)
37	548081	Buttonhole Cutting Lever Spring
38	**548766	Buttonhole Cutting Block (eye) (hole length 1")
39	548492	Buttonhole Cutting Block Stop Pin
40	548049	Buttonhole Cutting Block Clamp
41	545234 (850)	Buttonhole Cutting Block Clamp Screw
42	548050	Buttonhole Cutting Block Clamp Hinge Pin
45	**548886	Buttonhole Cutting Knife (.120 x .180 eye)
46	548069	Buttonhole Cutting Knife Clamping Lever
47	545247 (803)	Buttonhole Cutting Knife Clamping Lever Hinge Screw
48	548070	Buttonhole Cutting Knife Clamping Plate
49	544512	Buttonhole Cutting Knife Base Plate
50	545246 (803)	Buttonhole Cutting Knife Base Plate Screw
51	545244 (805)	Buttonhole Cutting Knife Base Plate Adjusting Screw (left)
52	545245 (803)	Buttonhole Cutting Knife Base Plate Adjusting Screw (right)
53	544514	Buttonhole Cutting Knife Position Pin
55	548071	Buttonhole Cutting Lever (lower)

CUTTING LEVER, CUTTING CARRIER LEVER



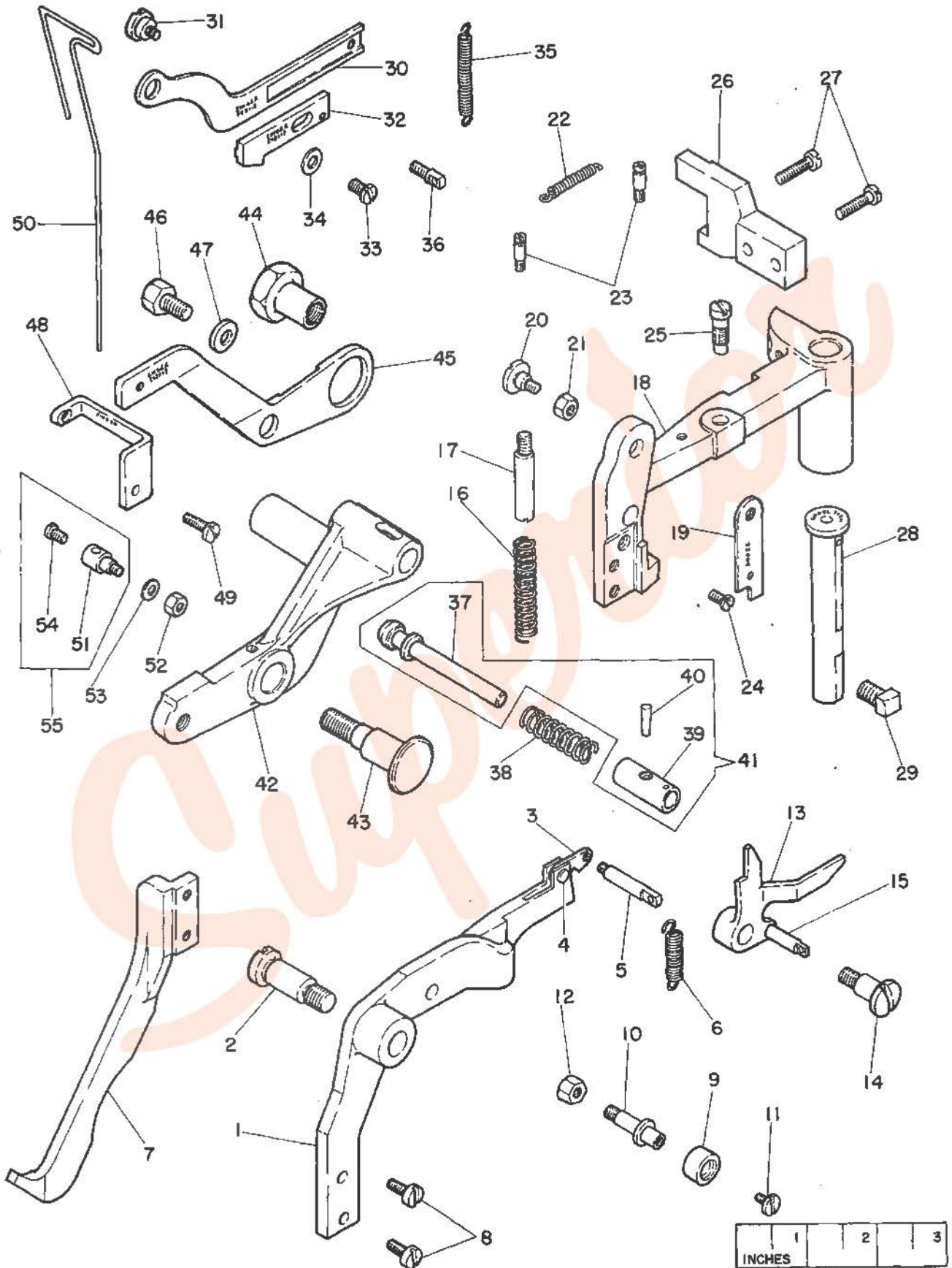


CUTTING SAFETY LEVER, CUTTING STARTING LEVER  
CLOSING LEVER, NEEDLE THREAD PULL-OFF

Ref. No.	Part No.	Description
1	548094	Buttonhole Cutting Safety Lever
2	545256 (803)	Buttonhole Cutting Safety Lever Hinge Screw
3	548096	Buttonhole Cutting Safety Lever Latch
4	548097	Buttonhole Cutting Safety Lever Latch Hinge Stud
5	*545255 (805)	Buttonhole Cutting Safety Lever Latch Spring Stud
6	548091	Buttonhole Cutting Safety Latch Spring
7	548095	Buttonhole Cutting Safety Lever Extension
8	504084 (810)	Buttonhole Cutting Safety Lever Extension Screw (2)
9	*548126	Buttonhole Cutting Starting Unlocking Lever Roller
10	*549019 (803)	Buttonhole Cutting Starting Unlocking Lever Roller Stud
11	*545379 (805)	Buttonhole Cutting Starting Unlocking Lever Roller Stud Screw
12	*545422 (805)	Buttonhole Cutting Starting Unlocking Lever Roller Stud Screw Nut
13	*548090	Buttonhole Cutting Safety Latch
14	*545254 (803)	Buttonhole Cutting Safety Latch Hinge Screw
15	*545255 (805)	Buttonhole Cutting Safety Latch Spring Stud
16	548117	Buttonhole Cutting Starting Lever Spring
17	545144 (819)	Buttonhole Cutting Starting Lever Spring Screw Stud
18	548112	Buttonhole Cutting Starting Lever
19	548115	Buttonhole Cutting Starting Lever Latch
20	545260 (806)	Buttonhole Cutting Starting Lever Latch Hinge Screw
21	545421 (805)	Buttonhole Cutting Starting Lever Latch Hinge Screw Nut
22	548116	Buttonhole Cutting Starting Lever Latch Spring
23	545261 (803)	Buttonhole Cutting Starting Lever Latch Spring Screw Stud (2)
24	545263 (850)	Buttonhole Cutting Starting Lever Latch Stop Screw
25	545262 (803)	Buttonhole Cutting Starting Lever Restoring Screw Stud
26	548113	Buttonhole Cutting Starting Lever Arm
27	545259 (805)	Buttonhole Cutting Starting Lever Arm Screw (2)
28	548114	Buttonhole Cutting Starting Lever Hinge Stud
29	545143 (809)	Buttonhole Cutting Starting Lever Hinge Stud Set Screw
30	*548118	Buttonhole Cutting Starting Lever Trip
31	*545356 (803)	Buttonhole Cutting Starting Lever Trip Hinge Screw
32	*548119	Buttonhole Cutting Starting Lever Trip Adjusting Point
33	*545246 (803)	Buttonhole Cutting Starting Lever Trip Adjusting Point Screw
34	*548061	Buttonhole Cutting Starting Lever Trip Adjusting Point Screw Washer
35	*548639	Buttonhole Cutting Starting Lever Trip Spring
36	*545264 (804)	Buttonhole Cutting Starting Lever Trip Spring Eyelet
37	548616	Work Clamp Closing Lever Engaging Stud
38	548970	Work Clamp Closing Lever Engaging Stud Spring
39	548620	Work Clamp Closing Lever Engaging Stud Sleeve
40	548084	Work Clamp Closing Lever Engaging Stud Sleeve Pin
41	548975	Work Clamp Closing Lever Engaging Stud 548616 with 548084 and 548620
42	*548605	Work Clamp Closing Lever
43	545387 (803)	Work Clamp Closing Lever Hinge Screw
44	545445 (803)	Work Clamp Closing Lever Hinge Screw Nut
45	548609	Work Clamp Closing Lever Arm (adjustable)
46	545365 (805)	Work Clamp Closing Lever Arm (adjustable) Screw
47	548480	Work Clamp Closing Lever Arm (adjustable) Screw Washer
48	548610	Work Clamp Closing Lever Arm (adjustable) Extension
49	504063 (825)	Work Clamp Closing Lever Arm (adjustable) Extension Screw
50	548341	Needle Thread Pull-off
51	548906	Needle Thread Pull-off Connection
52	504507 (809)	Needle Thread Pull-off Connection Nut
53	548167	Needle Thread Pull-off Connection Washer
54	545318 (805)	Needle Thread Pull-off Set Screw
55	548343	Needle Thread Pull-off Connection 548906 with 545318 (805)



CUTTING SAFETY LEVER, CUTTING STARTING LEVER  
CLOSING LEVER, NEEDLE THREAD PULL-OFF

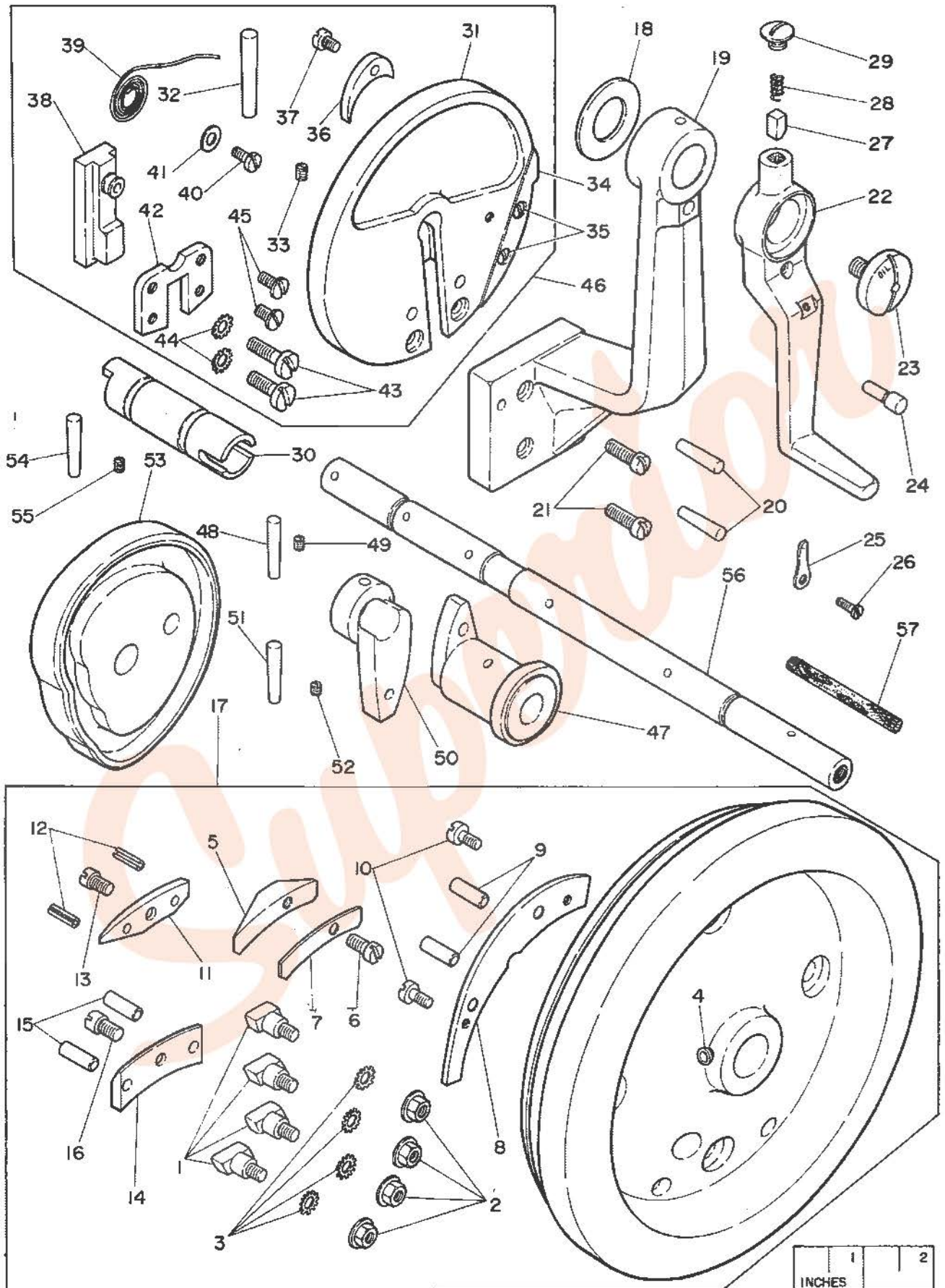


CUTTING SHAFT PULLEY, CUTTING DRIVING WHEEL  
CUTTING LEVER CAM, CUTTING CARRIER CAM, CUTTING SHAFT

Ref. No.	Part No.	Description
1	548109	Buttonhole Cutting Shaft Pulley Stud (4)
2	545420 (805)	Buttonhole Cutting Shaft Pulley Stud Nut (4)
3	548063	Buttonhole Cutting Shaft Pulley Stud Nut Lock Washer (4)
4	548108	Buttonhole Cutting Shaft Pulley Oil Cup
5	548613	Work Clamp Closing Lever Disengaging Block
6	545331 (805)	Work Clamp Closing Lever Disengaging Block Screw
7	548614	Work Clamp Closing Lever Disengaging Block Shim (0.005)
	548615	Work Clamp Closing Lever Disengaging Block Shim (0.010)
8	548611	Work Clamp Closing Lever Cam Groove Protector
9	548612	Work Clamp Closing Lever Cam Groove Protector Position Pin (2)
10	545385 (804)	Work Clamp Closing Lever Cam Groove Protector Screw (2)
11	548491	Starting and Retaining Latch Tripping Block
12	548492	Starting and Retaining Latch Tripping Block Pin (2)
13	545331 (805)	Starting and Retaining Latch Tripping Block Screw
14	548623	Work Clamp Closing Lever Engaging Stud Wear Plate
15	548612	Work Clamp Closing Lever Engaging Stud Wear Plate Position Pin (2)
16	545331 (819)	Work Clamp Closing Lever Engaging Stud Wear Plate Screw
17	548106	Buttonhole Cutting Shaft Pulley (loose) with 548108, 548491, 548611, 548623, two each 545331 (805), 545385 (804), 548492, four each 545420 (805), 548063, 548109 and 548612
18	548104	Buttonhole Cutting Shaft Hand Crank Washer
19	548110	Buttonhole Cutting Shaft Support Bracket
20	548035	Buttonhole Cutting Shaft Support Bracket Position Pin (2)
21	545259 (805)	Buttonhole Cutting Shaft Support Bracket Screw (2)
22	548099	Buttonhole Cutting Shaft Hand Crank
23	545257 (819)	Buttonhole Cutting Shaft Hand Crank Cap Screw
24	548102	Buttonhole Cutting Shaft Hand Crank Stop Plunger
25	548103	Buttonhole Cutting Shaft Hand Crank Stop Plunger Spring
26	504051 (850)	Buttonhole Cutting Shaft Hand Crank Stop Plunger Spring Screw
27	548100	Buttonhole Cutting Shaft Hand Crank Position Key
28	548101	Buttonhole Cutting Shaft Hand Crank Position Key Spring
29	545258 (805)	Buttonhole Cutting Shaft Hand Crank Position Key Spring Cap Screw
30	548107	Buttonhole Cutting Shaft Pulley Bushing
31	*548058	Buttonhole Cutting Driving Wheel
32	548064	Buttonhole Cutting Driving Wheel Position Pin
33	545232 (830)	Buttonhole Cutting Driving Wheel Set Screw
34	*548661	Rapid Feed Starting Tripping Point
35	*545314 (803)	Rapid Feed Starting Tripping Point Screw (2)
36	*548662	Work Clamp Spreader Cam
37	*545314 (803)	Work Clamp Spreader Cam Screw
38	548059	Buttonhole Cutting Driving Wheel Lock
39	548060	Buttonhole Cutting Driving Wheel Lock Spring
40	545240 (805)	Buttonhole Cutting Driving Wheel Lock Spring Screw
41	548061	Buttonhole Cutting Driving Wheel Lock Spring Screw Washer
42	548062	Buttonhole Cutting Driving Wheel Lock Stop Plate
43	545241 (804)	Buttonhole Cutting Driving Wheel Lock Stop Plate Screw (long) (2)
44	548063	Buttonhole Cutting Driving Wheel Lock Stop Plate Screw (long) Lock Washer (2)
45	545242 (805)	Buttonhole Cutting Driving Wheel Lock Stop Plate Screw (short) (2)
46	*548051	Buttonhole Cutting Driving Wheel 548058 with 545232 (830), 545240 (805), 548059 to 548062, 548661, 548662, two each 545241 (804), 545242 (805), 548063 and three 545314 (805)
47	*548072	Buttonhole Cutting Lever (lower) Cam with 504056 (830)
48	548008	Buttonhole Cutting Lever (lower) Cam Position Pin
49	504056 (830)	Buttonhole Cutting Lever (lower) Cam Set Screw
50	548074	Buttonhole Cutting Lever (upper) Cam with 504056 (830)
51	548008	Buttonhole Cutting Lever (upper) Cam Position Pin
52	504056 (830)	Buttonhole Cutting Lever (upper) Cam Set Screw
53	548052	Buttonhole Cutting Carrier Cam with 545237 (830)
54	548008	Buttonhole Cutting Carrier Cam Position Pin
55	545237 (830)	Buttonhole Cutting Carrier Cam Set Screw
56	548098	Buttonhole Cutting Shaft
57	548105	Buttonhole Cutting Shaft Oil Packing (wick)



**CUTTING SHAFT PULLEY, CUTTING DRIVING WHEEL  
CUTTING LEVER CAM, CUTTING CARRIER CAM, CUTTING SHAFT**

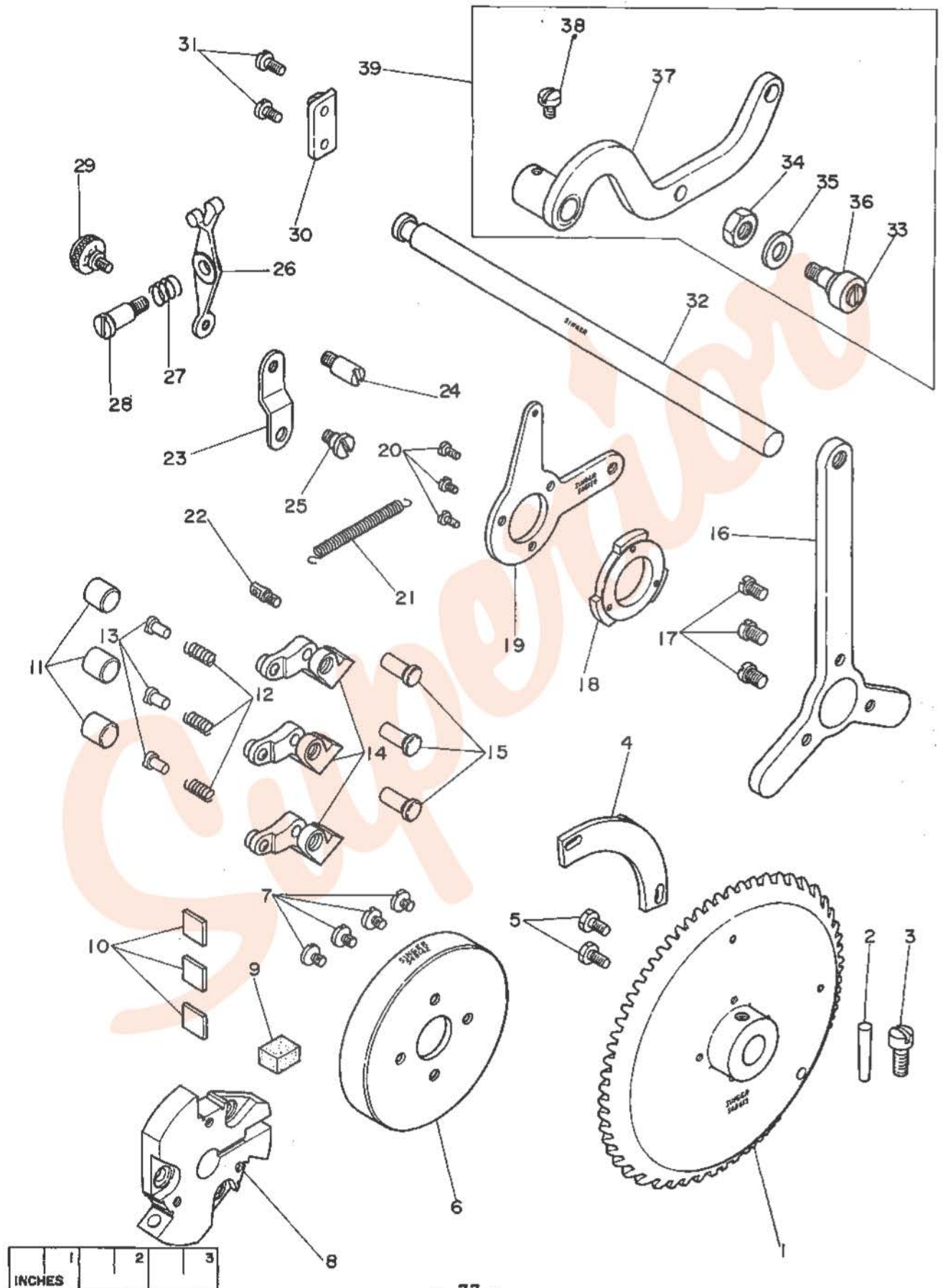




# FEED DRIVING AUXILIARY CLUTCH, PATTERN WHEEL SHAFT BEVEL GEAR

Ref. No.	Part No.	Description
1	**548413	Pattern Wheel Shaft Bevel Gear with 545335 (804)
2	548008	Pattern Wheel Shaft Bevel Gear Position Pin
3	545335 (804)	Pattern Wheel Shaft Bevel Gear Set Screw
4	548144	Feed Driving Auxiliary Clutch Releaser Cam
5	545268 (803)	Feed Driving Auxiliary Clutch Releaser Cam Screw (2)
6	548142	Feed Driving Auxiliary Clutch Disc
7	545267 (805)	Feed Driving Auxiliary Clutch Disc Screw (4)
8	548157	Feed Driving Auxiliary Clutch Roller Carrier
9	548159	Feed Driving Auxiliary Clutch Roller Carrier Oil Felt
10	548160	Feed Driving Auxiliary Clutch Roller Plate (3)
11	548419	Feed Driving Auxiliary Clutch Roller (state size required) (3) marked A (dia. 0.379" - 0.378") marked B (dia. 0.378" - 0.377") marked C (dia. 0.377" - 0.376")
12	548422	Feed Driving Auxiliary Clutch Roller Spring (3)
13	548423	Feed Driving Auxiliary Clutch Roller Spring Guide Pin (3)
14	548143	Feed Driving Auxiliary Clutch Releaser (3)
15	548156	Feed Driving Auxiliary Clutch Releaser Stud (3)
16	548158	Feed Driving Auxiliary Clutch Roller Carrier Lever
17	545246 (803)	Feed Driving Auxiliary Clutch Roller Carrier Lever Screw (3)
18	548149	Feed Driving Auxiliary Clutch Releaser Lever Cam
19	548150	Feed Driving Auxiliary Clutch Releaser Lever Cam Carrier
20	504051 (850)	Feed Driving Auxiliary Clutch Releaser Lever Cam Screw (3)
21	548151	Feed Driving Auxiliary Clutch Releaser Lever Cam Carrier Spring
22	545264 (804)	Feed Driving Auxiliary Clutch Releaser Lever Cam Carrier Spring Screw Eye
23	548152	Feed Driving Auxiliary Clutch Releaser Lever Connection
24	545272 (803)	Feed Driving Auxiliary Clutch Releaser Lever Connection Screw Stud
25	545271 (803)	Feed Driving Auxiliary Clutch Releaser Lever Connection Screw
26	548145	Feed Driving Auxiliary Clutch Releaser Hand Lever
27	548147	Feed Driving Auxiliary Clutch Releaser Hand Lever Friction Spring
28	545269 (803)	Feed Driving Auxiliary Clutch Releaser Hand Lever Hinge Screw
29	545270 (805)	Feed Driving Auxiliary Clutch Releaser Hand Lever Screw
30	548146	Feed Driving Auxiliary Clutch Releaser Hand Lever Bracket
31	504063 (825)	Feed Driving Auxiliary Clutch Releaser Hand Lever Bracket Screw (2)
32	548155	Feed Driving Auxiliary Clutch Releaser Lever Shaft
33	545273 (803)	Feed Driving Auxiliary Clutch Releaser Lever Roller Cap Screw
34	545423 (805)	Feed Driving Auxiliary Clutch Releaser Lever Roller Stud Nut
35	548154	Feed Driving Auxiliary Clutch Releaser Lever Roller Stud Nut Washer
36	548153	Feed Driving Auxiliary Clutch Releaser Lever Roller & Stud with 545273 (803), 545423 (805) and 548154
37	548148	Feed Driving Auxiliary Clutch Releaser Lever
38	504091 (803)	Feed Driving Auxiliary Clutch Releaser Lever Set Screw
39	548772	Feed Driving Auxiliary Clutch Releaser Lever 548148 with 548153 and 504091 (803)

# FEED DRIVING AUXILIARY CLUTCH, PATTERN WHEEL SHAFT BEVEL GEAR



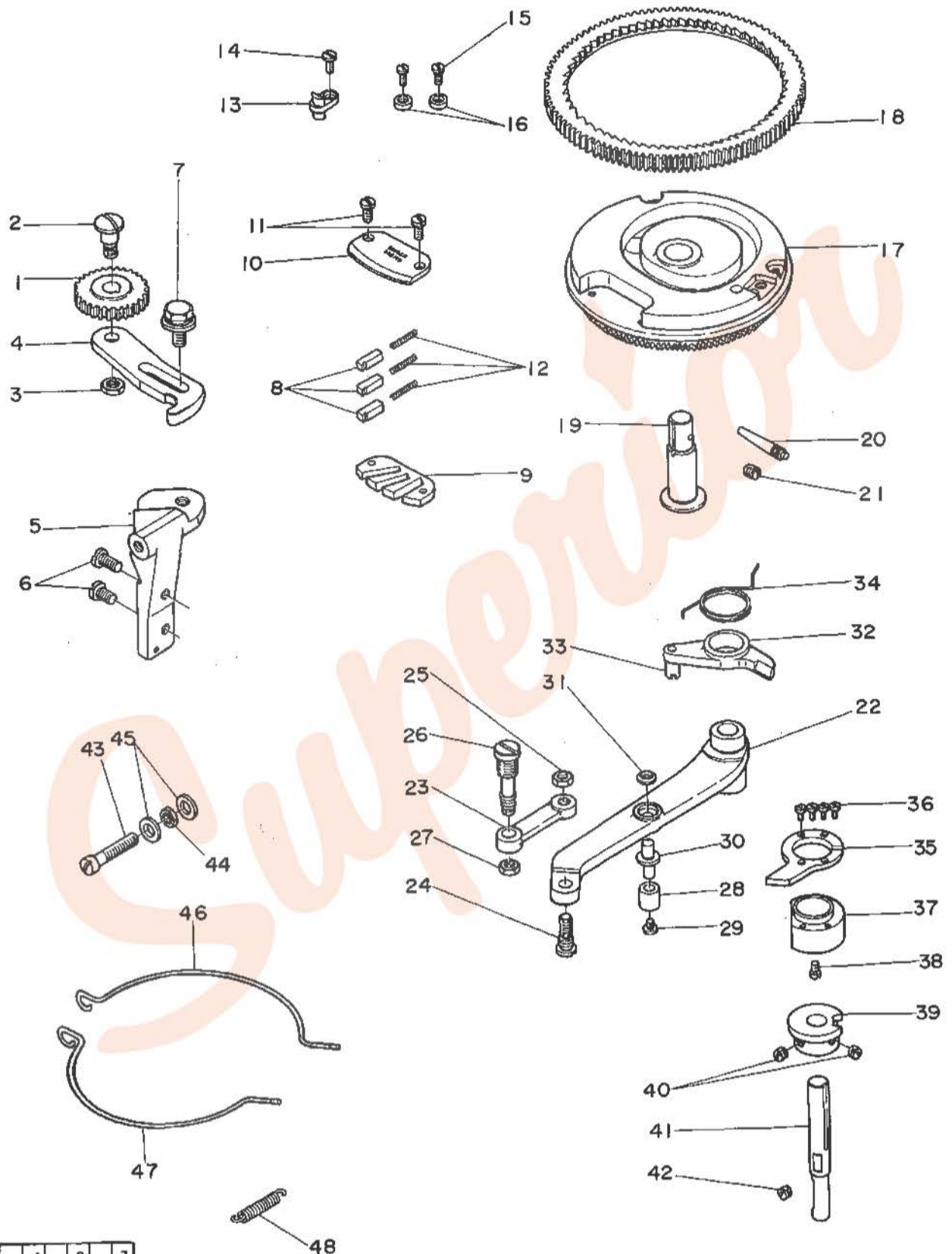


# FEED WHEEL, WORK CLAMP CARRIER FEED LEVER, FEED ADJUSTING GEAR

Ref. No.	Part No.	Description
1	548139	Feed Adjusting Gear
2	545266 (803)	Feed Adjusting Gear Screw Stud
3	154981 (809)	Feed Adjusting Gear Screw Stud Nut
4	548140	Feed Adjusting Gear Bracket
5	548141	Feed Adjusting Gear Bracket Clamping Post
6	545361 (803)	Feed Adjusting Gear Bracket Clamping Post Screw (2)
7	545265 (805)	Feed Adjusting Gear Bracket Clamping Screw
8	548176	Feed Wheel Driving Pawl (3)
9	548177	Feed Wheel Driving Pawl Block
10	548178	Feed Wheel Driving Pawl Cover
11	545340 (806)	Feed Wheel Driving Pawl Cover Screw (2)
12	548179	Feed Wheel Driving Pawl Spring (3)
13	548124	Buttonhole Cutting Starting Lever Trip Plate Stud
14	545334 (805)	Buttonhole Cutting Starting Lever Trip Plate Stud Screw
15	545278 (803)	Feed Wheel Ring Retainer Screw (2)
16	548184	Feed Wheel Ring Retainer Washer (2)
17	*548175	Feed Wheel
18	548183	Feed Wheel Ring
19	548185	Feed Wheel Stud
20	548511	Feed Wheel Stud Position Pin
21	504095 (850)	Feed Wheel Stud Set Screw
22	548584	Work Clamp Carrier Feed Lever
23	548586	Work Clamp Carrier Feed Lever Link
24	545377 (803)	Work Clamp Carrier Feed Lever Link Screw (lever end)
25	545443 (803)	Work Clamp Carrier Feed Lever Link Screw (lever end) Screw Nut
26	545378 (803)	Work Clamp Carrier Feed Lever Link Screw (carrier end)
27	545443 (803)	Work Clamp Carrier Feed Lever Link Screw (carrier end) Screw Nut
28	548587	Work Clamp Carrier Feed Lever Roller
29	545379 (805)	Work Clamp Carrier Feed Lever Roller Cap Screw
30	548588	Work Clamp Carrier Feed Lever Roller Stud
31	548589	Work Clamp Carrier Feed Lever Roller Stud Washer
32	548496	Starting Rod Lock with 545272 (803)
33	545272 (803)	Starting Rod Lock Operating Screw
34	548497	Starting Rod Lock Spring
35	548121	Buttonhole Cutting Starting Lever Trip Plate
36	545250 (803)	Buttonhole Cutting Starting Lever Trip Plate Screw (4)
37	*548122	Buttonhole Cutting Starting Lever Trip Plate Carrier
38	*545263 (850)	Buttonhole Cutting Starting Lever Trip Plate Carrier Stop Screw
39	548123	Buttonhole Cutting Starting Lever Trip Plate Carrier Stop Collar with two 504029 (833)
40	504029 (833)	Buttonhole Cutting Starting Lever Trip Plate Carrier Stop Collar Screw (2)
41	548592	Work Clamp Carrier Feed Lever Hinge Stud
42	504029 (833)	Work Clamp Carrier Feed Lever Hinge Stud Set Screw
43	545277 (805)	Feed Wheel Friction Ring Adjusting Screw
44	545428 (803)	Feed Wheel Friction Ring Adjusting Screw Lock Nut
45	548154	Feed Wheel Friction Ring Adjusting Screw Washer (2)
46	548180	Feed Wheel Friction Ring Section (long)
47	548181	Feed Wheel Friction Ring Section (short)
48	548182	Feed Wheel Friction Ring Spring



# FEED WHEEL, WORK CLAMP CARRIER FEED LEVER, FEED ADJUSTING GEAR

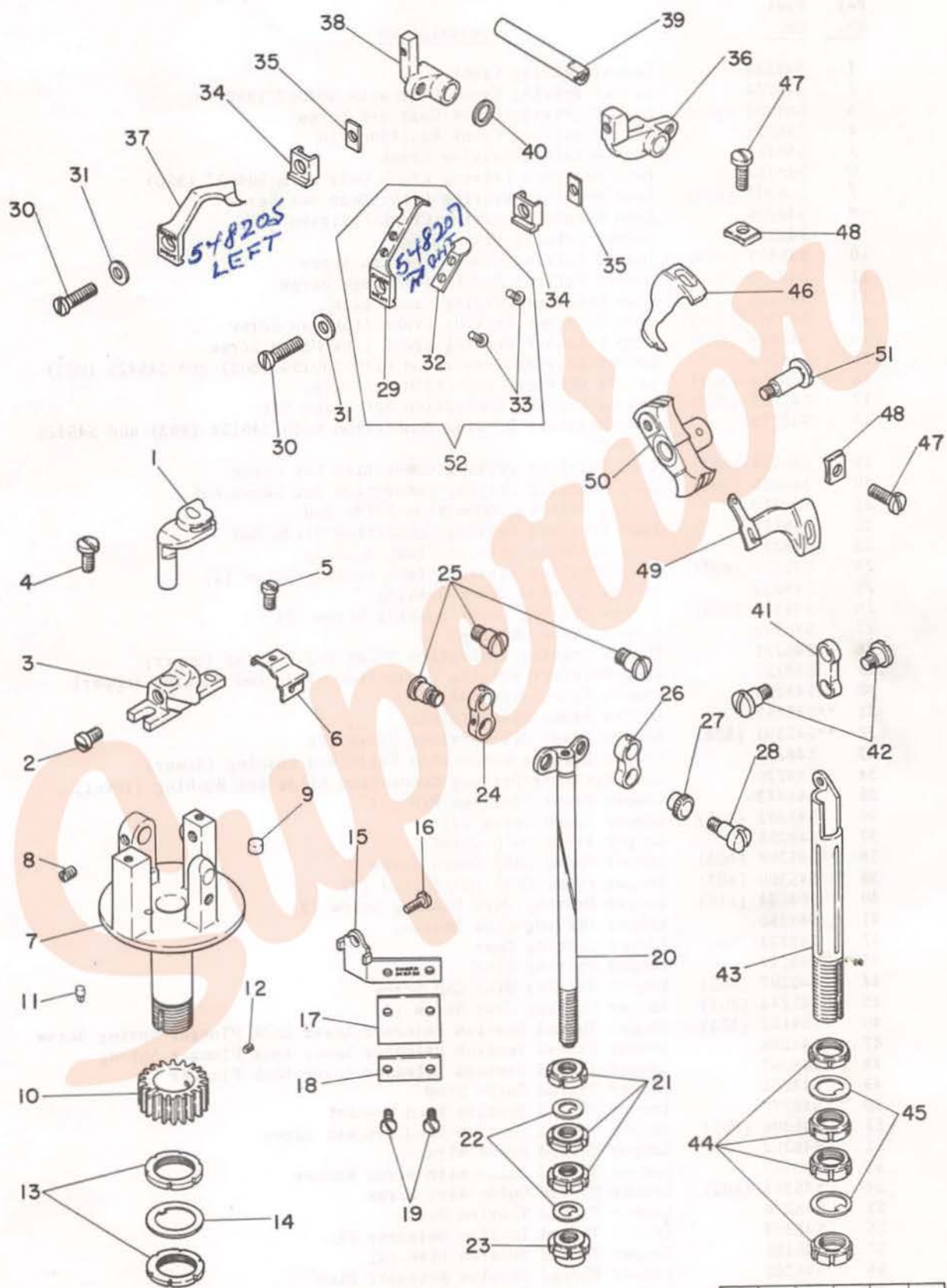


THROAT PLATE, LOOPER BRACKET  
LOOP RETAINER DRIVING BAR, LOOPER DRIVING BAR

Ref. No.	Part No.	Description
1	*544543	Throat Plate (0.8 mm gimp hole)
2	545263 (850)	Throat Plate Screw
3	548315	Needle Guard with 545263 (850)
4	545314 (803)	Needle Guard Screw Support End
5	549137 (803)	Needle Guard Screw
6	548260	Looper Thread Controller Plate
7	548233	Looper Bracket with 545400 (803)
8	545400 (803)	Loop Retainer Carrier Shaft Set Screw
9	548238	Looper Bracket Dogging Hole Plug (leather)
10	548239	Looper Bracket Rotating Gear with 545292 (803)
11	548240	Looper Bracket Rotating Gear Position Pin
12	545292 (803)	Looper Bracket Rotating Gear Set Screw
13	545431 (803)	Looper Bracket Adjusting Lock Nut (2)
14	548234	Looper Bracket Adjusting Lock Nut Washer
15	548236	Looper Bracket Chip Wiper Holder
16	504051 (850)	Looper Bracket Chip Wiper Holder Screw
17	548235	Looper Bracket Chip Wiper (leather)
18	548237	Looper Bracket Chip Wiper Plate
19	504051 (850)	Looper Bracket Chip Wiper Plate Screw (2)
20	548216	Loop Retainer Driving Bar
21	545429 (803)	Loop Retainer Driving Bar Adjusting Nut (3)
22	548217	Loop Retainer Driving Bar Adjusting Nut Washer (2)
23	545430 (803)	Loop Retainer Driving Bar Lock Nut
24	548211	Loop Retainer Carrier Link
25	545288 (803)	Loop Retainer Carrier Link Screw (3)
26	548212	Loop Retainer Carrier Link Adjustable
27	548213	Loop Retainer Carrier Link Adjustable Bushing
28	549136 (806)	Loop Retainer Carrier Link Adjustable Bushing Screw
29	548207	Loop Retainer (right)
30	545291 (850)	Loop Retainer Screw (2)
31	548227	Loop Retainer Screw Washer (2)
32	548210	Loop Retainer and Looper Thread Stripper
33	549010 (805)	Loop Retainer and Looper Thread Stripper Screw (2)
34	548209	Loop Retainer Adjusting Block (2)
35	548228	Loop Retainer Shim (.005 in. thick)
	548229	Loop Retainer Shim (.010 in. thick)
	548230	Loop Retainer Shim (.020 in. thick)
36	548208	Loop Retainer (right) Carrier
37	548205	Loop Retainer (left)
38	548206	Loop Retainer (left) Carrier
39	548214	Loop Retainer Carrier Shaft
40	548215	Loop Retainer Carrier Shaft Collar
41	548242	Looper Carrier Link
42	545294 (803)	Looper Carrier Link Hinge Screw (2)
43	548245	Looper Driving Bar
44	545432 (803)	Looper Driving Bar Adjusting Nut (4)
45	548246	Looper Driving Bar Adjusting Nut Washer (2)
46	548231	Looper (non-threaded)
47	504063 (825)	Looper Screw (2)
48	548259	Looper Screw Washer (2)
49	548232	Looper (threaded)
50	548241	Looper Carrier
51	545293 (803)	Looper Carrier Hinge Screw
52	544520	Loop Retainer (right) 548207 with 548210 and two 549010



THROAT PLATE, LOOPER BRACKET  
 LOOP RETAINER DRIVING BAR, LOOPER DRIVING BAR



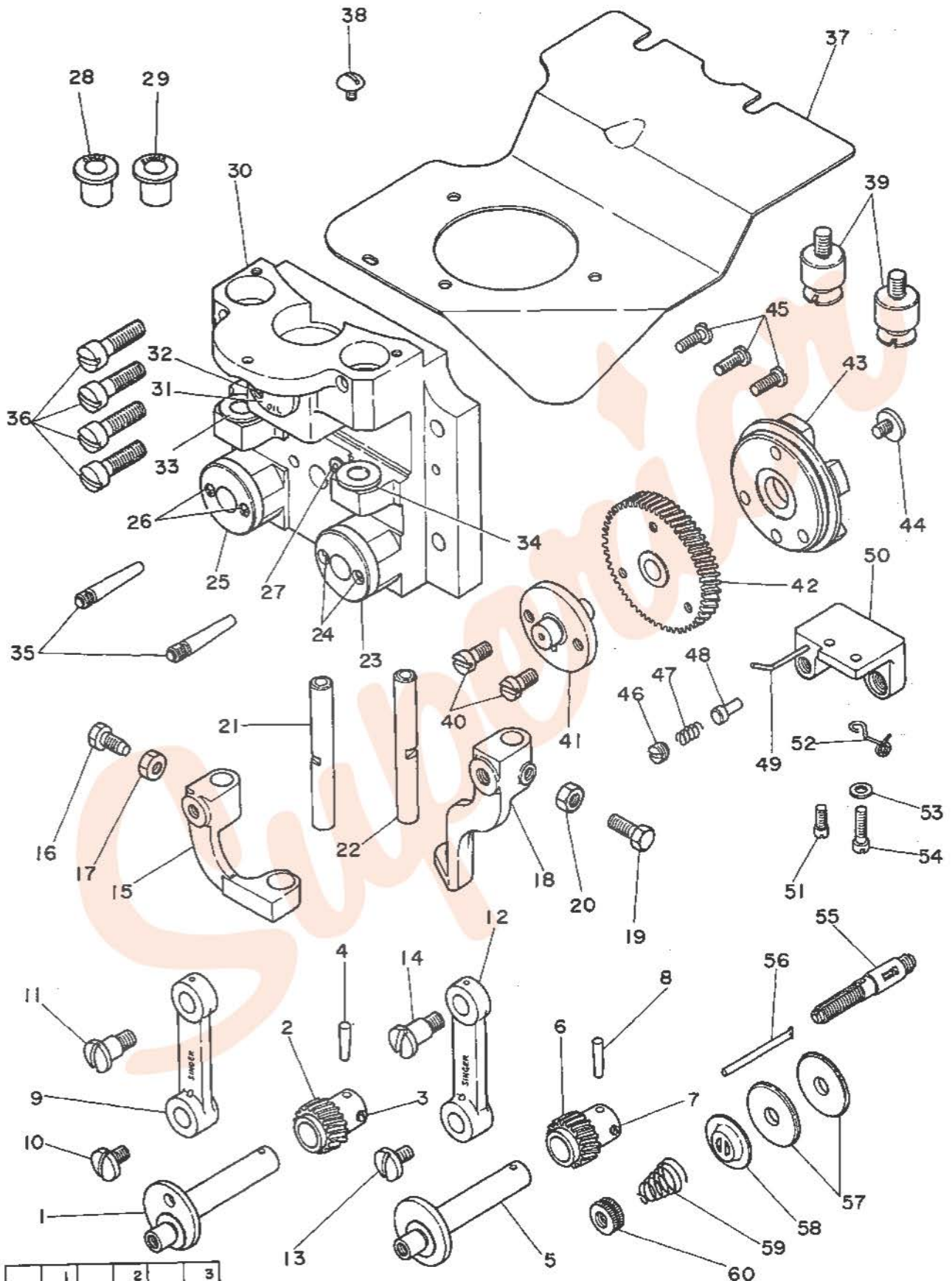
INCHES 1 2 3



**LOOPER FRAME, LOOPER THREAD TENSION COMPLETE  
LOOP RETAINER DRIVING CRANK, LOOPER DRIVING CRANK**

Ref. No.	Part No.	Description
1	548248	Looper Driving Crank
2	548224	Looper Driving Crank Gear with 504007 (850)
3	504007 (850)	Looper Driving Crank Gear Set Screw
4	548226	Looper Driving Crank Position Pin
5	548222	Loop Retainer Driving Crank
6	548224	Loop Retainer Driving Crank Gear with 504007 (850)
7	504007 (850)	Loop Retainer Driving Crank Gear Set Screw
8	548226	Loop Retainer Driving Crank Position Pin
9	548225	Looper Driving Crank Link
10	545347 (803)	Looper Driving Crank Link Cap Screw
11	545296 (803)	Looper Driving Crank Link Hinge Screw
12	548225	Loop Retainer Driving Crank Link
13	545347 (803)	Loop Retainer Driving Crank Link Cap Screw
14	545296 (803)	Loop Retainer Driving Crank Link Hinge Screw
15	548247	Looper Driving Connection with 549154 (803) and 545425 (803)
16	549154 (803)	Looper Driving Connection Set Screw
17	545425 (803)	Looper Driving Connection Set Screw Nut
18	548218	Loop Retainer Driving Connection with 549154 (803) and 545425 (803)
19	549154 (803)	Loop Retainer Driving Connection Set Screw
20	545425 (803)	Loop Retainer Driving Connection Set Screw Nut
21	548219	Looper Driving Connection Slide Rod
22	548219	Loop Retainer Driving Connection Slide Rod
23	548223	Loop Retainer Driving Crank Bushing
24	545325 (803)	Loop Retainer Driving Crank Bushing Screw (2)
25	548223	Looper Driving Crank Bushing
26	545325 (803)	Looper Driving Crank Bushing Screw (2)
27	548108	Looper Frame Oil Cup
28	548221	Looper Driving Connection Slide Rod Bushing (upper)
29	548221	Loop Retainer Driving Connection Slide Rod Bushing (upper)
30	548254	Looper Frame with 548108
31	**548257	Looper Frame Oil Retainer
32	**545301 (804)	Looper Frame Oil Retainer Screw (2)
33	548220	Looper Driving Connection Slide Rod Bushing (lower)
34	548220	Loop Retainer Driving Connection Slide Rod Bushing (lower)
35	548443	Looper Frame Position Pin (2)
36	545302 (805)	Looper Frame Screw (4)
37	**548255	Looper Frame Chip Guard
38	**545299 (803)	Looper Frame Chip Guard Screw
39	545300 (803)	Looper Frame Chip Guard Stud (2)
40	504084 (810)	Looper Driving Disc Bearing Screw (2)
41	548250	Looper Driving Disc Bearing
42	548251	Looper Driving Gear
43	548249	Looper Driving Disc
44	545297 (805)	Looper Driving Disc Cap Screw
45	545244 (805)	Looper Driving Gear Screw (3)
46	504102 (833)	Looper Thread Tension Releaser Lever Lock Plunger Spring Screw
47	548268	Looper Thread Tension Releaser Lever Lock Plunger Spring
48	548267	Looper Thread Tension Releaser Lever Lock Plunger
49	548261	Looper Thread Guide Stud
50	548277	Looper Thread Tension Stud Bracket
51	545306 (805)	Looper Thread Tension Stud Bracket Screw
52	548262	Looper Thread Guide Wire
53	548167	Looper Thread Guide Wire Screw Washer
54	545303 (805)	Looper Thread Guide Wire Screw
55	548276	Looper Thread Tension Stud
56	548274	Looper Thread Tension Releaser Pin
57	105185	Looper Thread Tension Disc (2)
58	548265	Looper Thread Tension Releaser Disc
59	548275	Looper Thread Tension Releaser Spring
60	545404 (856)	Looper Thread Tension Thumb Nut

LOOPER FRAME, LOOPER THREAD TENSION COMPLETE  
LOOP RETAINER DRIVING CRANK, LOOPER DRIVING CRANK



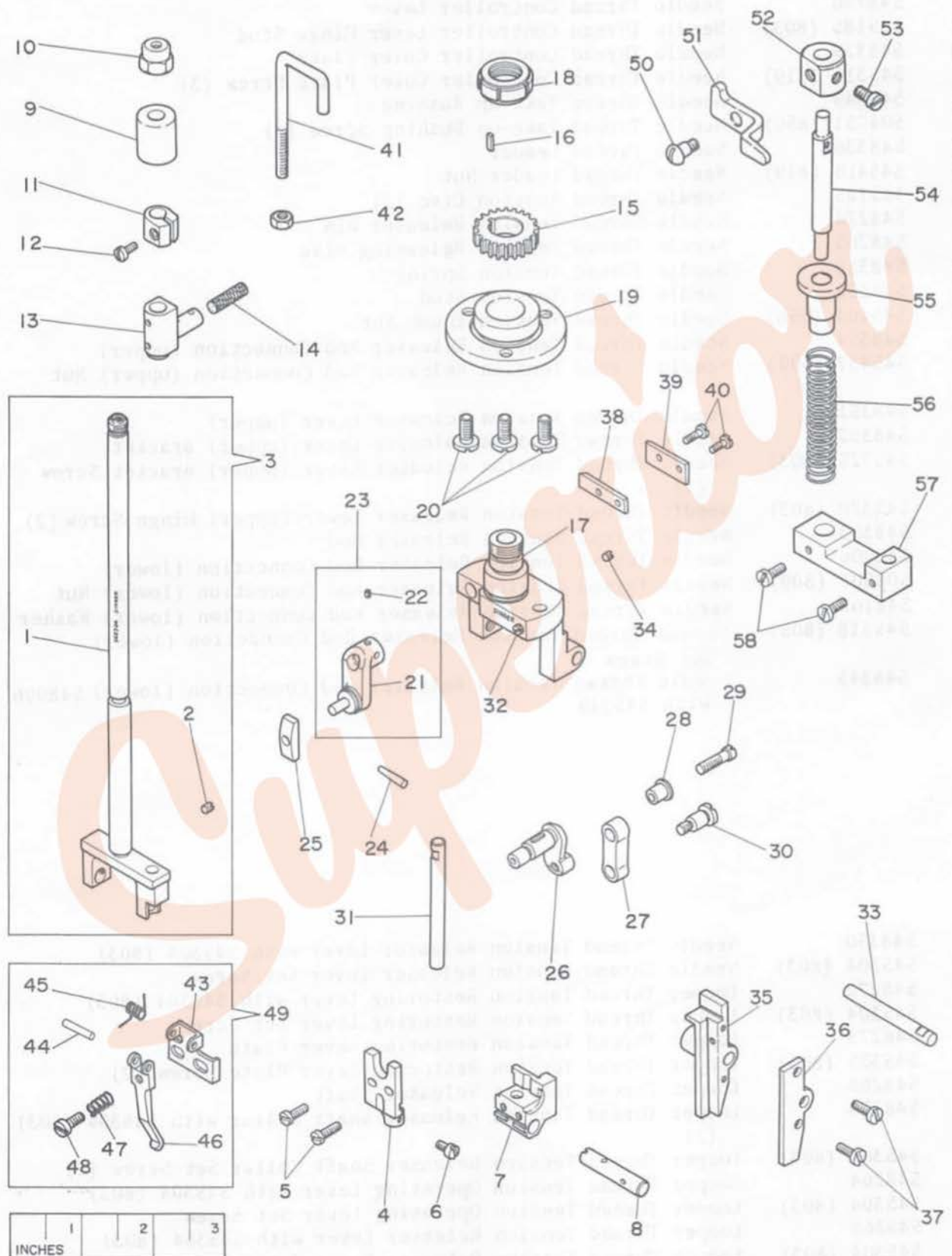


NEEDLE DRIVING BAR, NEEDLE HOLDER GAUGE PLATE BLOCK  
NEEDLE THREAD PULL-OFF (ADJ.), NEEDLE THREAD RETAINER ARM

<u>Ref.</u> <u>No.</u>	<u>Part</u> <u>No.</u>	<u>Description</u>
1	548304	Needle Driving Bar
2	545315 (803)	Needle Holder Slide Stud Set Screw
3	548334	Needle Driving Bar 548304 with 545315 (803)
4	**548316	Needle Holder with 549153 (806)
5	504051 (850)	Needle Holder Screw (2)
6	**549153 (806)	Needle Set Screw
7	548324	Needle Holder Slide
8	548325	Needle Holder Slide Stud
9	548305	Needle Driving Bar Bushing
10	545434 (803)	Needle Driving Bar Cap
11	548307	Needle Driving Bar Collar with 545250 (803)
12	545250 (803)	Needle Driving Bar Collar Pinch Screw
13	548312	Needle Driving Bar Swivel with 548313
14	548313	Needle Driving Bar Swivel Oil Packing (wick)
15	548326	Needle Rotating Gear
16	548327	Needle Rotating Gear Key
17	548318	Needle Holder Gauge Plate Block with 545312 (803) and 549128 (803)
18	545435 (803)	Needle Holder Gauge Plate Block Nut
19	548319	Needle Holder Gauge Plate Block Bushing
20	545153 (809)	Needle Holder Gauge Plate Block Bushing Screw (3)
21	548373	Needle Vibrating Operating Lever
22	545292 (803)	Needle Vibrating Operating Lever Set Screw
23	548376	Needle Vibrating Operating Lever 548373 with 545292 (803)
24	548086	Needle Vibrating Operating Lever Position Pin
25	548375	Needle Vibrating Operating Lever Slide Block
26	548374	Needle Vibrating Operating Lever (driven)
27	548371	Needle Vibrating Operating Connection
28	548372	Needle Vibrating Operating Connection Adjusting Eccentric
29	545326 (805)	Needle Vibrating Operating Connection Adjusting Eccentric Screw
30	545327 (803)	Needle Vibrating Operating Connection Screw Stud
31	548314	Needle Driving Bar Guide Pin
32	545312 (803)	Needle Driving Bar Guide Pin Set Screw
33	548321	Needle Holder Gauge Plate Shaft
34	549128 (803)	Needle Holder Gauge Plate Shaft Set Screw
35	548317	Needle Holder Gauge Plate
36	548323	Needle Holder Gauge Plate Side Wall
37	545291 (850)	Needle Holder Gauge Plate Side Wall Screw (2)
38	548322	Needle Holder Gauge Plate Shim
39	548320	Needle Holder Gauge Plate Gib
40	545193 (829)	Needle Holder Gauge Plate Gib Screw (2)
41	548342	Needle Thread Pull-off (adj.)
42	545442 (805)	Needle Thread Pull-off (adj.) Lock Nut
43	548346	Needle Thread Retainer Arm Bracket
44	548347	Needle Thread Retainer Arm Hinge Pin
45	548348	Needle Thread Retainer Arm Spring
46	548345	Needle Thread Retainer Arm
47	548344	Needle Thread Retainer Adjusting Spring
48	545319 (803)	Needle Thread Retainer Adjusting Screw
49	548850	Needle Thread Retainer Arm complete Nos. 545319 (803) and 548344 to 548348
50	545320 (803)	Needle Thread Nipper Lever Hinge Screw
51	548338	Needle Thread Nipper Lever
52	548337	Needle Thread Nipper with 504051 (850)
53	504051 (850)	Needle Thread Nipper Set Screw
54	256635	Needle Thread Guide Stud
55	548340	Needle Thread Nipper Spring Bushing
56	548339	Needle Thread Nipper Spring
57	548335	Needle Thread Guide Stud Bracket with two 504051 (850)
58	504051 (850)	Needle Thread Guide Stud Bracket Set Screw (2)



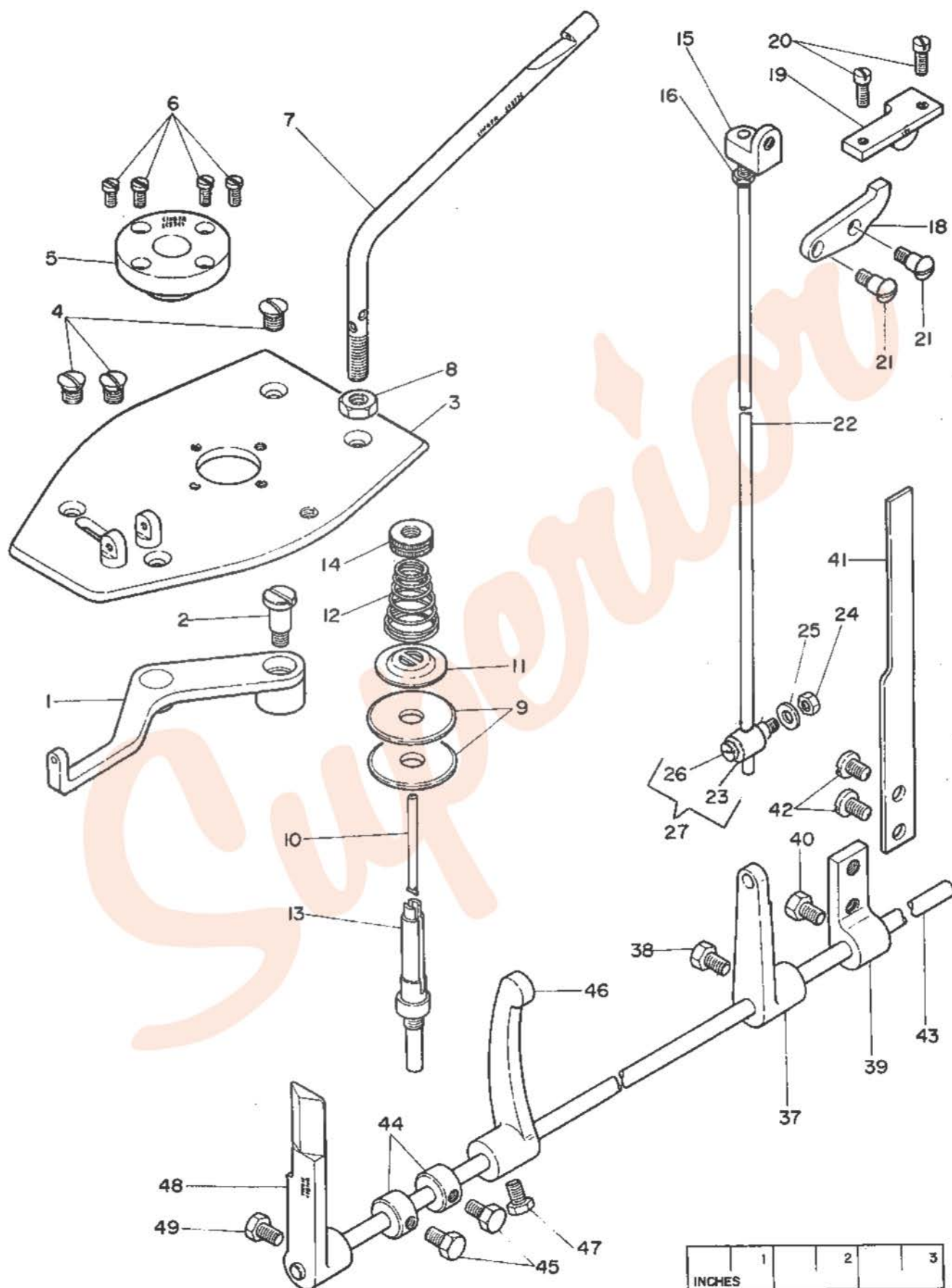
NEEDLE DRIVING BAR, NEEDLE HOLDER GAUGE PLATE BLOCK  
NEEDLE THREAD PULL-OFF (ADJ.), NEEDLE THREAD RETAINER ARM



NEEDLE THREAD CONTROLLER, NEEDLE THREAD TENSION COMPLETE, LOOPER  
THREAD TENSION RELEASER ROD, NEEDLE THREAD TENSION RELEASE DELAYING DEVICE

<u>Ref. No.</u>	<u>No.</u>	<u>Description</u>
1	548796	Needle Thread Controller Lever
2	549185 (803)	Needle Thread Controller Lever Hinge Stud
3	548329	Needle Thread Controller Cover Plate
4	545316 (819)	Needle Thread Controller Cover Plate Screw (3)
5	548349	Needle Thread Take-up Bushing
6	504051 (850)	Needle Thread Take-up Bushing Screw (4)
7	548336	Needle Thread Leader
8	545418 (819)	Needle Thread Leader Nut
9	105185	Needle Thread Tension Disc (2)
10	548274	Needle Thread Tension Releaser Pin
11	548265	Needle Thread Tension Releasing Disc
12	548355	Needle Thread Tension Spring
13	548356	Needle Thread Tension Stud
14	545404 (856)	Needle Thread Tension Thumb Nut
15	548354	Needle Thread Tension Releaser Rod Connection (upper)
16	545437 (809)	Needle Thread Tension Releaser Rod Connection (upper) Nut
18	548351	Needle Thread Tension Releaser Lever (upper)
19	548352	Needle Thread Tension Releaser Lever (upper) Bracket
20	545325 (803)	Needle Thread Tension Releaser Lever (upper) Bracket Screw (2)
21	545320 (803)	Needle Thread Tension Releaser Lever (upper) Hinge Screw (2)
22	548353	Needle Thread Tension Releaser Rod
23	548906	Needle Thread Tension Releaser Rod Connection (lower)
24	504507 (809)	Needle Thread Tension Releaser Rod Connection (lower) Nut
25	548167	Needle Thread Tension Releaser Rod Connection (lower) Washer
26	545318 (805)	Needle Thread Tension Releaser Rod Connection (lower) Set Screw
27	548343	Needle Thread Tension Releaser Rod Connection (lower) 548906 with 545318
37	548350	Needle Thread Tension Releaser Lever with 545304 (803)
38	545304 (803)	Needle Thread Tension Releaser Lever Set Screw
39	548272	Looper Thread Tension Restoring Lever with 545304 (803)
40	545304 (803)	Looper Thread Tension Restoring Lever Set Screw
41	548273	Looper Thread Tension Restoring Lever Plate
42	545305 (805)	Looper Thread Tension Restoring Lever Plate Screw (2)
43	548269	Looper Thread Tension Releaser Shaft
44	548270	Looper Thread Tension Releaser Shaft Collar with 545304 (803) (2)
45	545304 (803)	Looper Thread Tension Releaser Shaft Collar Set Screw (2)
46	548264	Looper Thread Tension Operating Lever with 545304 (803)
47	545304 (803)	Looper Thread Tension Operating Lever Set Screw
48	548266	Looper Thread Tension Releaser Lever with 545304 (803)
49	545304 (803)	Looper Thread Tension Releaser Lever Set Screw

NEEDLE THREAD CONTROLLER, NEEDLE THREAD TENSION COMPLETE, LOOPER  
THREAD TENSION RELEASER ROD, NEEDLE THREAD TENSION RELEASE DELAYING DEVICE

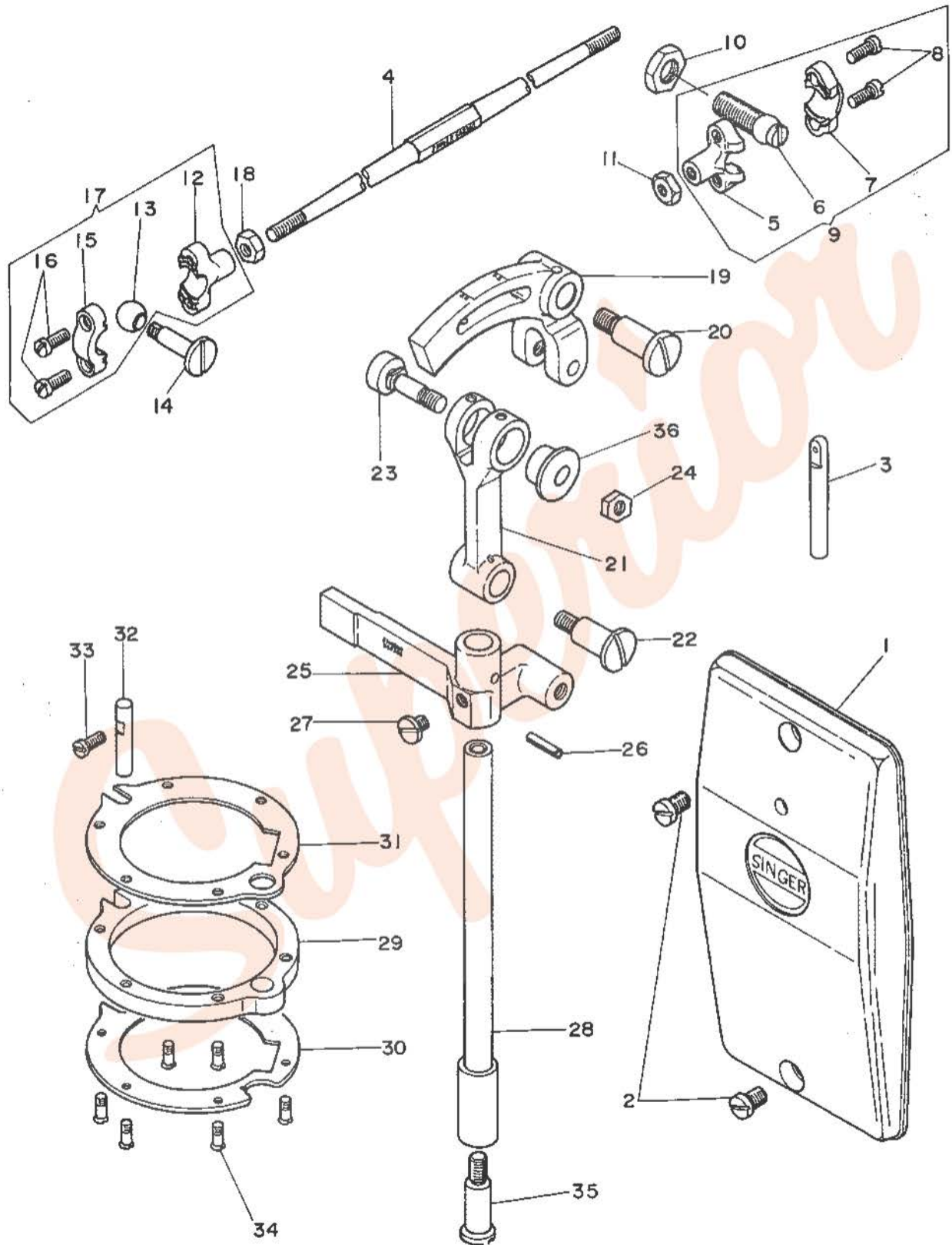




# FACE PLATE, NEEDLE VIBRATING, NEEDLE THREAD GUIDE

<u>Ref. No.</u>	<u>Part No.</u>	<u>Description</u>
1	548920	Face Plate
2	545146 (809)	Face Plate Screw (2)
3	548333	Needle Thread Guide
4	548360	Needle Vibrating Bell Crank Connection
5	548361	Needle Vibrating Bell Crank Connection End Bearing (back)
6	545323 (803)	Needle Vibrating Bell Crank Connection End Bearing (back) Ball Screw
7	548363	Needle Vibrating Bell Crank Connection End Bearing (back) Cap
8	545325 (803)	Needle Vibrating Bell Crank Connection End Bearing (back) Cap Screw (2)
9	548362	Needle Vibrating Bell Crank Connection End Bearing (back) 548361 with 545323 (803), 548363 and two 545325 (803)
10	545424 (805)	Needle Vibrating Bell Crank Connection End Bearing (back) Ball Screw Nut
11	545425 (803)	Needle Vibrating Bell Crank Connection End Bearing (back) Check Nut
12	548364	Needle Vibrating Bell Crank Connection End Bearing (front)
13	548366	Needle Vibrating Bell Crank Connection End Bearing (front) Ball
14	545324 (803)	Needle Vibrating Bell Crank Connection End Bearing (front) Ball Screw
15	548367	Needle Vibrating Bell Crank Connection End Bearing (front) Cap
16	545325 (803)	Needle Vibrating Bell Crank Connection End Bearing (front) Cap Screw (2)
17	548365	Needle Vibrating Bell Crank Connection End Bearing (front) 548364 with 545324 (803), 548366, 548367 and two 545325 (803)
18	545426 (803)	Needle Vibrating Bell Crank Connection End Bearing (front) Check Nut
19	548359	Needle Vibrating Bell Crank
20	545151 (803)	Needle Vibrating Bell Crank Hinge Screw
21	548357	Needle Vibrating Adjusting Link
22	545321 (803)	Needle Vibrating Adjusting Link Hinge Screw
23	545322 (803)	Needle Vibrating Adjusting Stud
24	545411 (803)	Needle Vibrating Adjusting Stud Nut
25	548382	Needle Vibrating Rod Guide with 545267 (805)
26	548383	Needle Vibrating Rod Guide Position Pin
27	545267 (805)	Needle Vibrating Rod Guide Screw
28	548381	Needle Vibrating Rod
29	548377	Needle Vibrating Ring (center section)
30	548378	Needle Vibrating Ring (lower section)
31	548379	Needle Vibrating Ring (top section)
32	548380	Needle Vibrating Ring Guide Stud
33	545250 (803)	Needle Vibrating Ring Guide Stud Set Screw
34	545328 (803)	Needle Vibrating Ring Screw (6)
35	545329 (803)	Needle Vibrating Ring Screw Stud
36	548928	Needle Vibrating Adjusting Stud Collar

FACE PLATE, NEEDLE VIBRATING MECHANISM, NEEDLE THREAD GUIDE

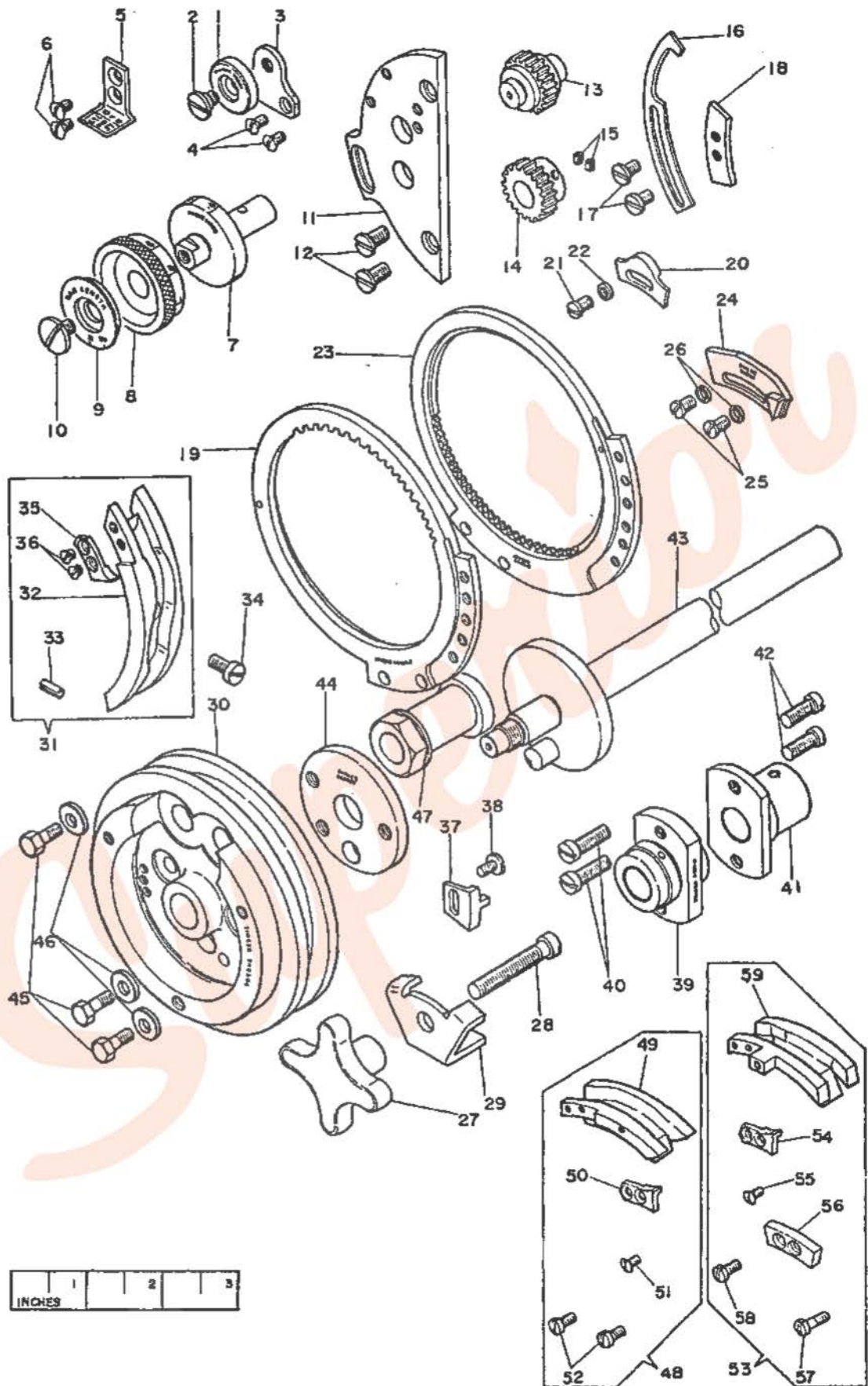




PATTERN WHEEL, PATTERN WHEEL SHAFT

Ref. Part No. No.	Description
1 *548630	Work Clamp Opening Lever Operating Lever (intermediate) Roller
2 *545271 (803)	Work Clamp Opening Lever Operating Lever (intermediate) Roller Screw
3 *548631	Work Clamp Opening Lever Operating Lever (intermediate) Roller Plate
4 *504110 (819)	Work Clamp Opening Lever Operating Lever (intermediate) Roller Plate Screw (2)
5 548397	Pattern Wheel Index
6 504110 (819)	Pattern Wheel Index Screw (2)
7 **548398	Pattern Wheel Index Disc
8 **548399	Pattern Wheel Index Disc (bar)
9 **548400	Pattern Wheel Index Disc (bar) Washer
10 545347 (803)	Pattern Wheel Index Disc (bar) Washer Screw
11 548409	Pattern Wheel Ring Clamping Retainer Plate
12 545334 (805)	Pattern Wheel Ring Clamping Retainer Plate Screw (2)
13 548386	Pattern Wheel Adjusting Gear (starting ring)
14 548385	Pattern Wheel Adjusting Gear (stop ring) with two 504007 (850)
15 504007 (850)	Pattern Wheel Adjusting Gear (stop ring) Set Screw (2)
16 548411	Pattern Wheel Ring Stop Block Adjustable
17 545314 (803)	Pattern Wheel Ring Stop Block Adjustable Screw (2)
18 **548410	Pattern Wheel Ring Start Block Adjustable
19 548404	Pattern Wheel Ring (stop)
20 548407	Pattern Wheel Ring Adjusting Segment (stop)
21 545138 (809)	Pattern Wheel Ring Adjusting Segment (stop) Screw
22 548406	Pattern Wheel Ring Adjusting Segment (stop) Screw Washer
23 548403	Pattern Wheel Ring (start)
24 548405	Pattern Wheel Ring Adjusting Segment (start)
25 545138 (809)	Pattern Wheel Ring Adjusting Segment (start) Screw (2)
26 548406	Pattern Wheel Ring Adjusting Segment (start) Screw Washer (2)
27 545447 (728)	Pattern Wheel Ring Clamping Nut
28 545333 (805)	Pattern Wheel Ring Clamping Nut Screw
29 548408	Pattern Wheel Ring Clamping Plate
30 548384	Pattern Wheel (adjustable)
31 *548977	Pattern Wheel Cam Block (eye) (.126 x .160) 548887 with 548391, 548492 and two 549191
32 *548887	Pattern Wheel Cam Block (eye) (.126 x .160)
33 548492	Pattern Wheel Cam Block (eye) Position Pin
34 545331 (819)	Pattern Wheel Cam Block (eye) Screw
35 548391	Pattern Wheel Cam Block (eye) Safety Latch Trip
36 549191 (819)	Pattern Wheel Cam Block (eye) Safety Latch Trip Screw (2)
37 548402	Pattern Wheel Rapid Feed Tripping Point
38 545314 (803)	Pattern Wheel Rapid Feed Tripping Point Screw
39 548414	Pattern Wheel Shaft Bushing (left)
40 545259 (805)	Pattern Wheel Shaft Bushing (left) Screw (2)
41 548415	Pattern Wheel Shaft Bushing (right)
42 545229 (805)	Pattern Wheel Shaft Bushing (right) Screw (2)
43 548401	Pattern Wheel Shaft
44 548387	Pattern Wheel Adjusting Plate
45 545330 (803)	Pattern Wheel Adjusting Plate Screw (3)
46 548388	Pattern Wheel Adjusting Plate Screw Washer (3)
47 545439 (803)	Pattern Wheel Clamping Nut
**548881	Pattern Wheel 548384 with 545333 (803), 545347 (803), 545447 (728), 548226, 548385 to 548387, 548397 to 548400, 548402 to 548405, 548407 to 548411, two each 504110 (819), 545334 (805), three each 545138 (809), 545314 (803), 545330 (803), 548388 and 548406
*548882	Pattern Wheel 548881 with 545271 (803), 548630, 548631 and two 504110 (819)
48 *548987	Pattern Wheel Cam Block (1st side) (1/4" max.) complete, Nos. 548391, 548392, 549191 and two 504078
49 *548392	Pattern Wheel Cam Block (1st side) (1/4" max.)
50 548391	Pattern Wheel Cam Block (1st side) Safety Latch Trip
51 549191 (819)	Pattern Wheel Cam Block (1st side) Safety Latch Trip Screw
52 504078 (803)	Pattern Wheel Cam Block (1st side) Screw (2)
53 *548988	Pattern Wheel Cam Block (2nd side) (1/4" max.) complete, Nos. 504078, 545332, 548391, 548802, 548396 and 549191
54 548391	Pattern Wheel Cam Block (2nd side) Safety Latch Trip
55 549191 (819)	Pattern Wheel Cam Block (2nd side) Safety Latch Trip Screw
56 548396	Pattern Wheel Cam Block (2nd side) Safety Latch Trip Spacer
57 545332 (805)	Pattern Wheel Cam Block (2nd side) Screw (long)
58 504078 (803)	Pattern Wheel Cam Block (2nd side) Screw (short)
59 *548802	Pattern Wheel Cam Block (2nd side) (1/4" max.)

# PATTERN WHEEL, PATTERN WHEEL SHAFT

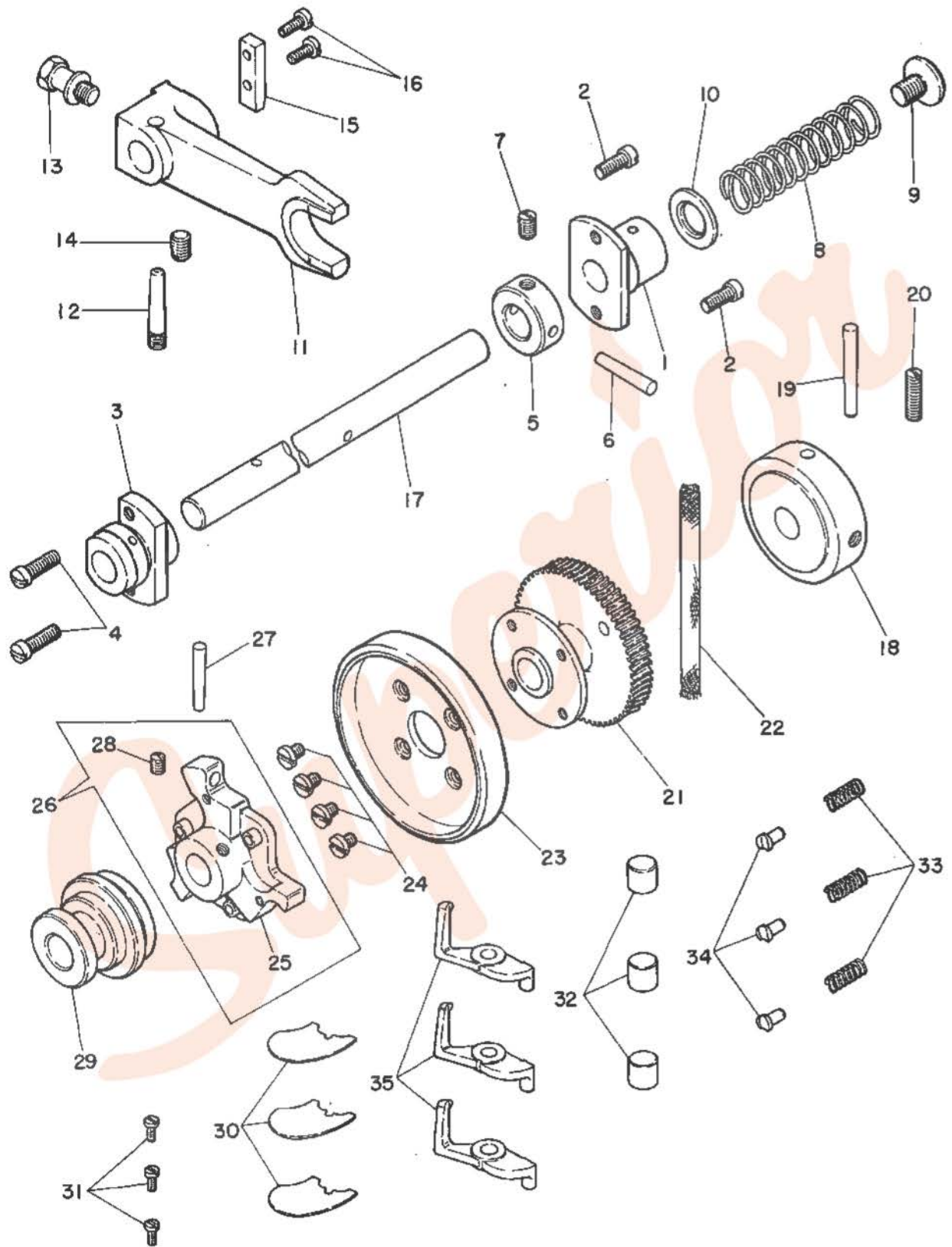




# RAPID FEED SLIDE BAR, RAPID FEED CLUTCH

<u>Ref.</u> <u>No.</u>	<u>Part</u> <u>No.</u>	<u>Description</u>
1	548415	Rapid Feed Slide Bar Bushing (right)
2	545229 (805)	Rapid Feed Slide Bar Bushing (right) Screw (2)
3	548439	Rapid Feed Slide Bar Bushing (left)
4	545259 (805)	Rapid Feed Slide Bar Bushing (left) Screw (2)
5	548441	Rapid Feed Slide Bar Collar with 504029 (833)
6	548008	Rapid Feed Slide Bar Collar Position Pin
7	504029 (833)	Rapid Feed Slide Bar Collar Set Screw
8	548455	Rapid Feed Slide Bar Spring
9	545346 (805)	Rapid Feed Slide Bar Spring Cap Screw
10	548456	Rapid Feed Slide Bar Spring Washer
11	548442	Rapid Feed Slide Bar Fork Connection with 545370 (803)
12	548443	Rapid Feed Slide Bar Fork Connection Position Pin
13	545339 (830)	Rapid Feed Slide Bar Fork Connection Screw Stud
14	545370 (803)	Rapid Feed Slide Bar Fork Connection Set Screw
15	548444	Rapid Feed Slide Bar Fork Connection Extension Plate
16	545340 (806)	Rapid Feed Slide Bar Fork Connection Extension Plate Screw (2)
17	548438	Rapid Feed Slide Bar
18	548089	Buttonhole Cutting Safety Cam with 545253 (803)
19	548244	Buttonhole Cutting Safety Cam Position Pin
20	545253 (803)	Buttonhole Cutting Safety Cam Set Screw
21	548486	Rapid Feed Worm Wheel with 548487
22	548487	Rapid Feed Worm Wheel Oil Packing (wick)
23	548142	Rapid Feed Clutch Driving Disc
24	545267 (805)	Rapid Feed Clutch Driving Disc Screw (4)
25	548420	Rapid Feed Clutch Roller Carrier
26	548650	Rapid Feed Clutch Roller Carrier 548420 with 504134 (850)
27	548008	Rapid Feed Clutch Roller Carrier Position Pin
28	504134 (850)	Rapid Feed Clutch Roller Carrier Set Screw
29	548418	Rapid Feed Clutch Disengaging Sleeve
30	548421	Rapid Feed Clutch Roller Retainer (3)
31	504051 (850)	Rapid Feed Clutch Roller Retainer Screw (3)
32	548419	Rapid Feed Clutch Roller (state size required) (3) marked A (dia .379" - .378") marked B (dia .378" - .377") marked C (dia .377" - .376")
33	548422	Rapid Feed Clutch Roller Spring (3)
34	548423	Rapid Feed Clutch Roller Spring Guide Pin (3)
35	548417	Rapid Feed Clutch Disengaging Lever (3)

# RAPID FEED SLIDE BAR, RAPID FEED CLUTCH

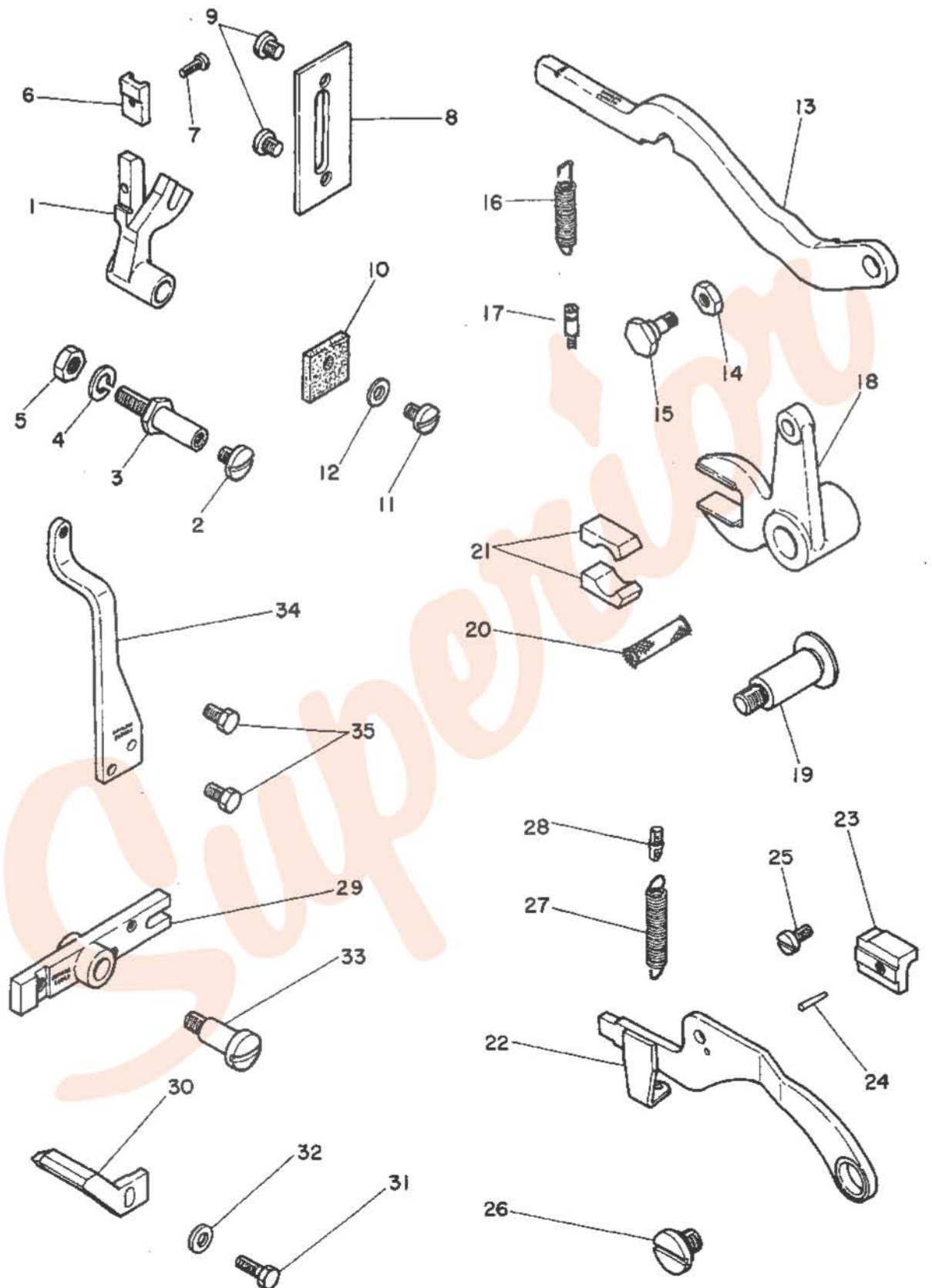




RAPID FEED STARTING PAWL, RAPID FEED SLIDE BAR LOCK

<u>Ref.</u> <u>No.</u>	<u>Part</u> <u>No.</u>	<u>Description</u>
1	548457	Rapid Feed Starting Latch
2	545347 (803)	Rapid Feed Starting Latch Cap Screw
3	548458	Rapid Feed Starting Latch Hinge Stud
4	548459	Rapid Feed Starting Latch Hinge Stud Lock Washer
5	545428 (803)	Rapid Feed Starting Latch Hinge Stud Nut
6	548460	Rapid Feed Starting Latch Plate
7	545348 (805)	Rapid Feed Starting Latch Plate Screw
8	548471	Rapid Feed Starting Pawl Guide
9	545153 (809)	Rapid Feed Starting Pawl Guide Screw (2)
10	548472	Rapid Feed Starting Pawl Oiling Pad (felt)
11	545351 (804)	Rapid Feed Starting Pawl Oiling Pad Screw
12	548473	Rapid Feed Starting Pawl Oiling Pad Screw Washer
13	544517	Rapid Feed Starting Pawl
14	545436 (805)	Rapid Feed Starting Pawl Hinge Nut
15	545350 (803)	Rapid Feed Starting Pawl Hinge Screw
16	544518	Rapid Feed Starting Pawl Spring
17	549234 (804)	Rapid Feed Starting Pawl Spring Screw Eye
18	548435	Rapid Feed Pawl Bell Crank with 548436
19	545338 (803)	Rapid Feed Pawl Bell Crank Hinge Screw
20	548436	Rapid Feed Pawl Bell Crank Oil Packing (wick)
21	548437	Rapid Feed Pawl Bell Crank Slide Block Section (2)
22	548445	Rapid Feed Slide Bar Lock
23	548446	Rapid Feed Slide Bar Lock Block
24	548084	Rapid Feed Slide Bar Lock Block Position Pin
25	504084 (810)	Rapid Feed Slide Bar Lock Block Screw
26	545341 (803)	Rapid Feed Slide Bar Lock Hinge Screw
27	548800	Rapid Feed Slide Bar Lock Spring
28	545264 (804)	Rapid Feed Slide Bar Lock Spring Screw Eye
29	548449	Rapid Feed Slide Bar Lock Trip
30	548450	Rapid Feed Slide Bar Lock Trip (adjustable)
31	545289 (805)	Rapid Feed Slide Bar Lock Trip (adjustable) Screw
32	548061	Rapid Feed Slide Bar Lock Trip (adjustable) Screw Washer
33	545159 (803)	Rapid Feed Slide Bar Lock Trip Hinge Screw
34	548452	Rapid Feed Slide Bar Lock Trip Extension
35	545304 (803)	Rapid Feed Slide Bar Lock Trip Extension Screw (2)

# RAPID FEED STARTING PAWL, RAPID FEED SLIDE BAR LOCK

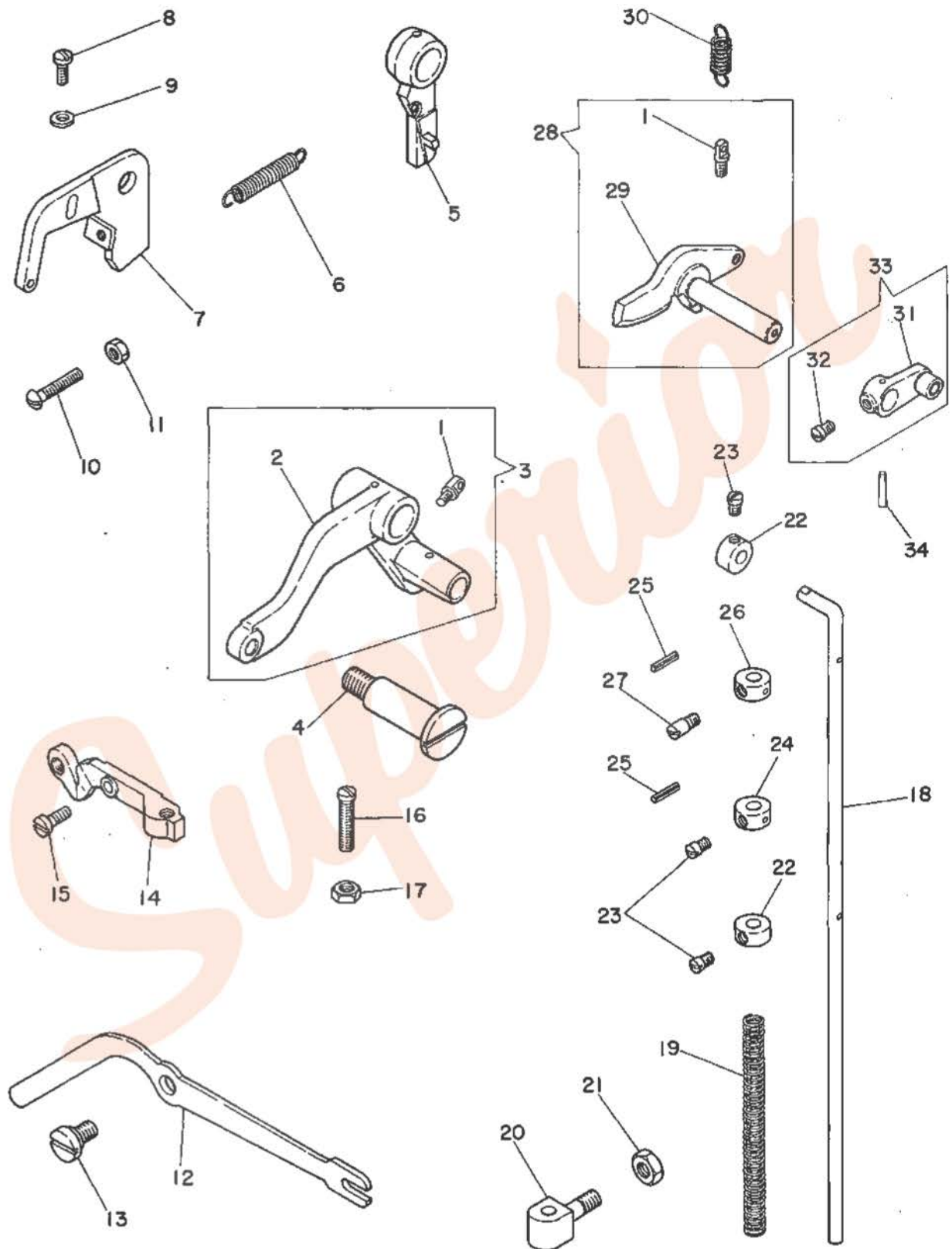




FINGER STARTING LEVER (INTERMEDIATE)  
STARTING BELL CRANK, STARTING ROD

<u>Ref.</u> <u>No.</u>	<u>Part</u> <u>No.</u>	<u>Description</u>
1	545264 (804)	Starting and Retaining Latch Spring Screw Eye (2)
2	548660	Starting Bell Crank
3	548493	Starting Bell Crank 548660 with 545264 (804)
4	545358 (803)	Starting Bell Crank Hinge Screw
5	548617	Work Clamp Closing Lever Engaging Stud Latch
6	548618	Work Clamp Closing Lever Engaging Stud Latch Spring
7	548619	Work Clamp Closing Lever Engaging Stud Lock Plate
8	545007 (850)	Work Clamp Closing Lever Engaging Stud Lock Plate Screw
9	548167	Work Clamp Closing Lever Engaging Stud Lock Plate Screw Washer
10	545386 (803)	Work Clamp Closing Lever Engaging Stud Latch Stop Screw
11	545446 (805)	Work Clamp Closing Lever Engaging Stud Latch Stop Screw Nut
12	548189	Finger Starting Lever (intermediate)
13	545282 (803)	Finger Starting Lever (intermediate) Hinge Screw
14	548190	Finger Starting Lever (intermediate) Bracket with 545388 (803) and 545425 (803)
15	545361 (803)	Finger Starting Lever (intermediate) Bracket Screw
16	545388 (803)	Work Clamp Closing Lever Stop Screw
17	545425 (803)	Work Clamp Closing Lever Stop Screw Nut
18	548494	Starting Rod
19	548498	Starting Rod Spring
20	548499	Starting Rod Spring Support
21	154983 (819)	Starting Rod Spring Support Lock Nut
22	548495	Starting Rod Collar with 545357 (805) (2)
23	545357 (805)	Starting Rod Collar Set Screw (3)
24	548192	Starting Rod Collar with 545357 (805)
25	548202	Starting Rod Collar Position Pin (2)
26	548659	Starting Rod Collar with 545283 (803)
27	545283 (803)	Starting Rod Collar Screw Stud
28	548653	Starting and Retaining Latch 548488 with 545264 (804)
29	548488	Starting and Retaining Latch
30	548091	Starting and Retaining Latch Spring
31	548489	Starting and Retaining Latch Crank
32	545357 (805)	Starting and Retaining Latch Crank Set Screw
33	548451	Starting and Retaining Latch Crank 548489 with 545357 (805)
34	548490	Starting and Retaining Latch Crank Position Pin

**FINGER STARTING LEVER (INTERMEDIATE)  
STARTING BELL CRANK, STARTING ROD**

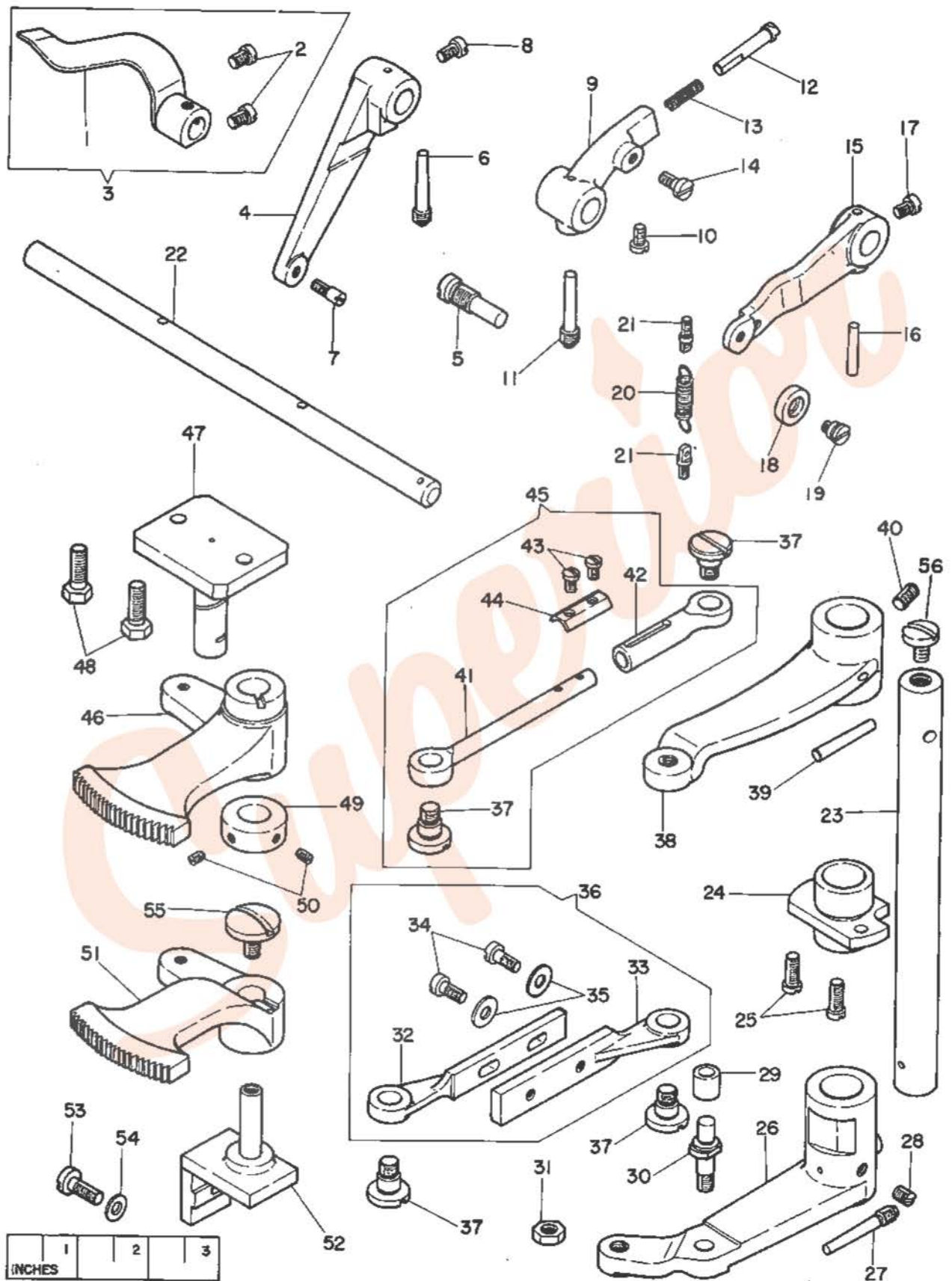




# RAPID FEED STARTING LEVER, STITCH ROTATING LEVER

Ref. No.	Part No.	Description
1	548462	Rapid Feed Starting Lever (hand)
2	545246 (803)	Rapid Feed Starting Lever (hand) Set Screw (2)
3	548652	Rapid Feed Starting Lever (hand) 548462 with two 545246 (803)
4	548475	Rapid Feed Starting Trip Lever with 545246 (803)
5	549158 (831)	Rapid Feed Starting Trip Lever Over Throw Stop Screw
6	548186	Rapid Feed Starting Trip Lever Position Pin
7	545353 (803)	Rapid Feed Starting Trip Lever Screw Stud
8	545246 (803)	Rapid Feed Starting Trip Lever Set Screw
9	548463	Rapid Feed Starting Lever (operated by stop motion) with 504084 (810), 545246 (803), 548468 and 548469
10	545246 (803)	Rapid Feed Starting Lever (operated by stop motion) Set Screw
11	548186	Rapid Feed Starting Lever (operated by stop motion) Position Pin
12	548468	Rapid Feed Starting Lever Stud
13	548469	Rapid Feed Starting Lever Stud Spring
14	504084 (810)	Rapid Feed Starting Lever Stud Set Screw
15	*548461	Rapid Feed Starting Lever with 545246 (803), 545264 (804), 545349 (803) and 548465
16	*548203	Rapid Feed Starting Lever Position Pin
17	545246 (803)	Rapid Feed Starting Lever Set Screw
18	*548465	Rapid Feed Starting Lever Roller
19	*545349 (803)	Rapid Feed Starting Lever Roller Screw Stud
20	*548467	Rapid Feed Starting Lever Spring
21	*545264 (804)	Rapid Feed Starting Lever Spring Screw Eye (2)
22	548466	Rapid Feed Starting Lever Shaft
23	548523	Stitch Rotating Lever Rock Shaft
24	548524	Stitch Rotating Lever Rock Shaft Bearing (lower)
25	545229 (805)	Stitch Rotating Lever Rock Shaft Bearing (lower) Screw (2)
26	548510	Stitch Rotating Lever (lower) with 504029 (833)
27	548511	Stitch Rotating Lever (lower) Position Pin
28	504029 (833)	Stitch Rotating Lever (lower) Set Screw
29	548512	Stitch Rotating Lever (lower) Roller
30	545359 (803)	Stitch Rotating Lever (lower) Roller Screw Stud
31	545418 (805)	Stitch Rotating Lever (lower) Roller Screw Stud Nut
32	548515	Stitch Rotating Lever Connection Front Section (lower)
33	548518	Stitch Rotating Lever Connection Rear Section (lower)
34	545385 (804)	Stitch Rotating Lever Connection Screw (lower) (2)
35	548520	Stitch Rotating Lever Connection Screw (lower) Washer (2)
36	548517	Stitch Rotating Lever Connection (lower) complete, Nos. 548515, 548518, two each 545385 (804) and 548520
37	545360 (803)	Stitch Rotating Lever Connection Hinge Screw (4)
38	548513	Stitch Rotating Lever (upper) with 504029 (833)
39	548514	Stitch Rotating Lever (upper) Position Pin
40	504029 (833)	Stitch Rotating Lever (upper) Set Screw
41	548516	Stitch Rotating Lever Connection Front Section (upper)
42	548519	Stitch Rotating Lever Connection Rear Section (upper)
43	545093 (803)	Stitch Rotating Lever Connection Screw (upper) (2)
44	548521	Stitch Rotating Lever Connection Screw (upper) Washer
45	548522	Stitch Rotating Lever Connection (upper) complete, Nos. 548516, 548519, 548521 and two 545093 (803)
46	548529	Stitch Rotating Sector (upper)
47	548530	Stitch Rotating Sector (upper) Bracket
48	549260 (819)	Stitch Rotating Sector (upper) Bracket Screw (2)
49	548428	Stitch Rotating Sector (upper) Collar with two 504056 (830)
50	504056 (830)	Stitch Rotating Sector (upper) Collar Set Screw (2)
51	548525	Stitch Rotating Sector (lower)
52	548526	Stitch Rotating Sector (lower) Bracket with Stud
53	545361 (803)	Stitch Rotating Sector (lower) Bracket Screw
54	548527	Stitch Rotating Sector (lower) Bracket Screw Washer
55	545362 (804)	Stitch Rotating Sector (lower) Cap Screw
56	549180 (805)	Stitch Rotating Lever Rock Shaft Cap Screw

# RAPID FEED STARTING LEVER, STITCH ROTATING LEVER

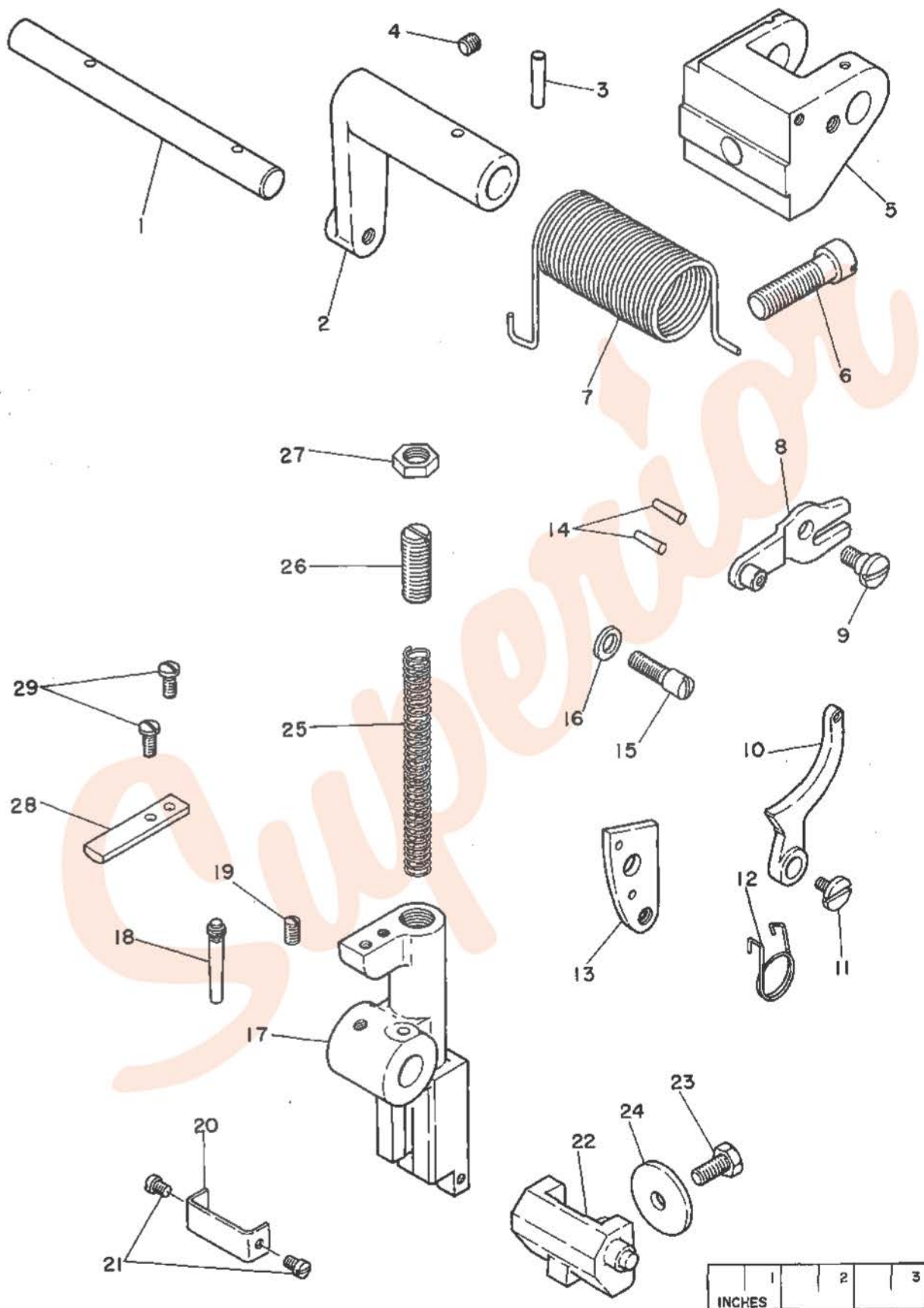




# STOP LEVER, RAPID FEED TRIPPING PAWL

<u>Ref.</u> <u>No.</u>	<u>Part</u> <u>No.</u>	<u>Description</u>
1	548549	Stop Lever Shaft
2	544502	Stop Lever Crank with 504056 (830)
3	548038	Stop Lever Crank Position Pin
4	504056 (830)	Stop Lever Crank Set Screw
5	548532	Stop Lever Bracket
6	545363 (805)	Stop Lever Bracket Screw
7	548550	Stop Lever Spring
8	548477	Rapid Feed Tripping Pawl Lever
9	545356 (803)	Rapid Feed Tripping Pawl Lever Hinge Screw
10	548476	Rapid Feed Tripping Pawl
11	545354 (804)	Rapid Feed Tripping Pawl Cap Screw
12	548481	Rapid Feed Tripping Pawl Spring
13	548478	Rapid Feed Tripping Pawl Lever Bracket
14	548479	Rapid Feed Tripping Pawl Lever Bracket Position Pin (2)
15	545355 (803)	Rapid Feed Tripping Pawl Lever Bracket Screw
16	548480	Rapid Feed Tripping Pawl Lever Bracket Screw Washer
17	548531	Stop Lever with 545370 (803)
18	548511	Stop Lever Position Pin
19	545370 (803)	Stop Lever Set Screw
20	548534	Stop Lever Friction Pad (rawhide)
21	545138 (809)	Stop Lever Friction Pad Screw (2)
22	548535	Stop Lever Interlocking Slide
23	545365 (805)	Stop Lever Interlocking Slide Screw
24	548536	Stop Lever Interlocking Slide Screw Washer
25	548537	Stop Lever Interlocking Slide Spring
26	545364 (803)	Stop Lever Interlocking Slide Adjusting Screw
27	545441 (805)	Stop Lever Interlocking Slide Adjusting Screw Nut
28	*548093	Buttonhole Cutting Safety Latch Unlocking Plate
29	*545340 (806)	Buttonhole Cutting Safety Latch Unlocking Plate Screw (2)

# STOP LEVER, RAPID FEED TRIPPING PAWL

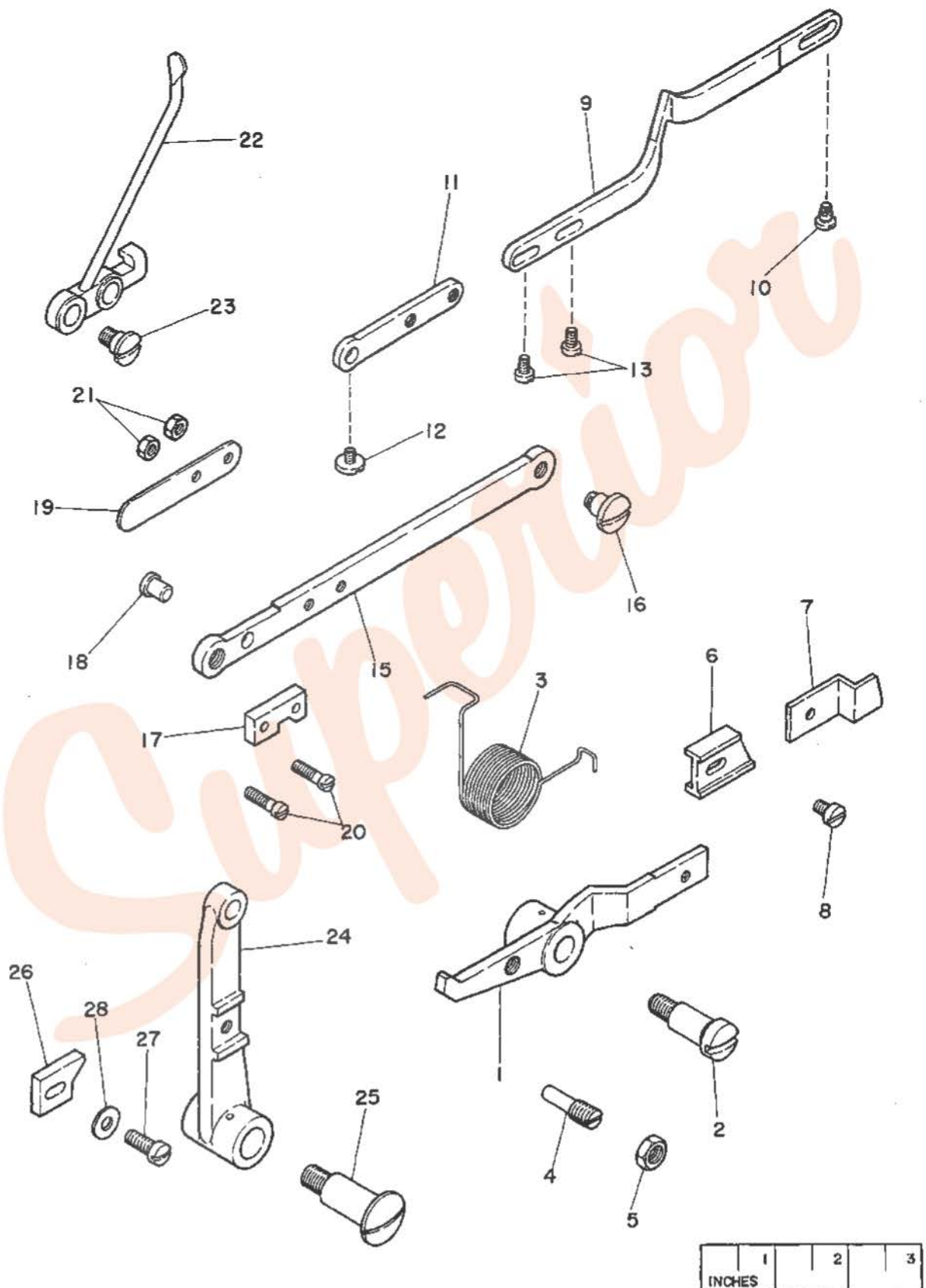




STOP LEVER LOCK LEVER  
STOP LEVER LINK CONNECTION, STOP LEVER OPERATING LEVER

<u>Ref. No.</u>	<u>Part No.</u>	<u>Description</u>
1	548543	Stop Lever Lock Lever
2	545256 (803)	Stop Lever Lock Lever Hinge Screw
3	548544	Stop Lever Lock Lever Spring
4	545369 (803)	Stop Lever Lock Lever Stop Screw
5	154981 (819)	Stop Lever Lock Lever Stop Screw Nut
6	*548545	Stop Lever Lock Lever Trip
7	*548626	Work Clamp Opening Lever Extension
8	*504084 (810)	Work Clamp Opening Lever Extension Screw
9	548454	Rapid Feed Slide Bar Lock Trip Extension Lever (front section)
10	545343 (803)	Rapid Feed Slide Bar Lock Trip Extension Lever (front section) Screw
11	548453	Rapid Feed Slide Bar Lock Trip Extension Lever (back section)
12	545342 (803)	Rapid Feed Slide Bar Lock Trip Extension Lever (back section) Cap Screw
13	545314 (803)	Rapid Feed Slide Bar Lock Trip Extension Lever (back section) Screw (2)
15	548538	Stop Lever Link
16	545368 (803)	Stop Lever Link Hinge Screw
17	548542	Stop Lever Lock Block
18	548540	Stop Lever Link Connection Locking Pin
19	548541	Stop Lever Link Connection Locking Pin Spring
20	545366 (804)	Stop Lever Link Connection Locking Pin Spring Screw (2)
21	545442 (805)	Stop Lever Link Connection Locking Pin Spring Screw Nut (2)
22	548539	Stop Lever Link Connection
23	545367 (803)	Stop Lever Link Connection Hinge Screw (front)
24	548546	Stop Lever Operating Lever
25	545338 (803)	Stop Lever Operating Lever Hinge Screw
26	548547	Stop Lever Operating Plate
27	545183 (803)	Stop Lever Operating Plate Screw
28	548054	Stop Lever Operating Plate Screw Washer

STOP LEVER LOCK LEVER  
STOP LEVER LINK CONNECTION, STOP LEVER OPERATING LEVER

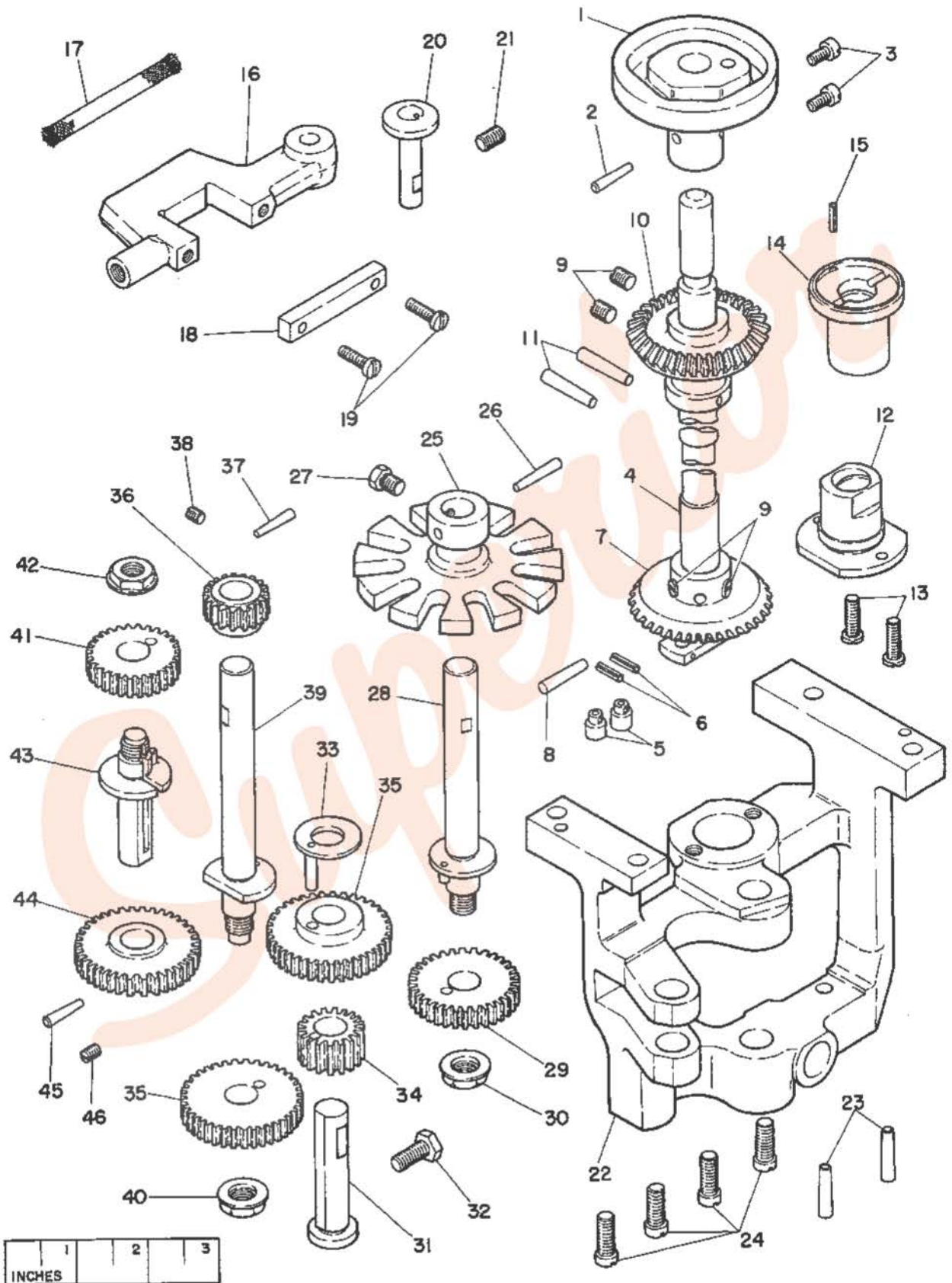




INTERMITTENT FEED DRIVING WHEEL  
VERTICAL SHAFT, NEEDLE VIBRATING LEVER

<u>Ref.</u> <u>No.</u>	<u>Part</u> <u>No.</u>	<u>Description</u>
1	*548328	Needle Thread Controller Cam with two 549098 (850)
2	548170	Needle Thread Controller Cam Position Pin
3	549098 (850)	Needle Thread Controller Cam Set Screw (2)
4	548552	Vertical Shaft with two each 548202 and 548831
5	548831	Intermittent Feed Driving Wheel Driving Stud (2)
6	548202	Intermittent Feed Driving Wheel Driving Stud Position Pin (2)
7	548553	Vertical Shaft Bevel Gear (lower) with two 504056 (830)
8	548038	Vertical Shaft Bevel Gear (lower) Position Pin
9	504056 (830)	Vertical Shaft Bevel Gear Set Screw (4)
10	548922	Vertical Shaft Bevel Gear (upper) with two 504056 (830)
11	548008	Vertical Shaft Bevel Gear (upper) Position Pin (2)
12	548555	Vertical Shaft Bushing (lower)
13	545233 (805)	Vertical Shaft Bushing (lower) Screw (2)
14	548973	Vertical Shaft Bushing (upper)
15	548492	Vertical Shaft Bushing (upper) Locking Pin
16	548368	Needle Vibrating Lever with 548011
17	548011	Needle Vibrating Lever Oil Packing (wick)
18	548369	Needle Vibrating Lever Cap
19	545244 (805)	Needle Vibrating Lever Cap Screw (2)
20	548370	Needle Vibrating Lever Hinge Stud
21	545313 (803)	Needle Vibrating Lever Hinge Stud Set Screw
22	548200	Intermittent Feed Driving Wheel Bracket with 545276 (805)
23	548038	Intermittent Feed Driving Wheel Bracket Position Pin (2)
24	545148 (819)	Intermittent Feed Driving Wheel Bracket Screw (4)
25	548199	Intermittent Feed Driving Wheel with 545108 (833)
26	548203	Intermittent Feed Driving Wheel Position Pin
27	545108 (833)	Intermittent Feed Driving Wheel Set Screw
28	548204	Intermittent Feed Driving Wheel Shaft
29	**548717	Intermittent Feed Driving Wheel Shaft Gear (32 teeth)
30	545427 (803)	Intermittent Feed Driving Wheel Shaft Nut
31	548173	Feed Driving Gear Differential Shaft
32	545276 (805)	Feed Driving Gear Differential Shaft Lock Screw
33	548174	Feed Driving Gear Differential Shaft Washer
34	**548714	Feed Driving Gear Differential (18 teeth)
35	**548722	Feed Driving Gear Differential (38 teeth) (2)
36	548169	Feed Driving Gear (intermediate) with 504134 (850)
37	548170	Feed Driving Gear (intermediate) Position Pin
38	504134 (850)	Feed Driving Gear (intermediate) Set Screw
39	548171	Feed Driving Gear (intermediate) Shaft
40	545427 (803)	Feed Driving Gear (intermediate) Shaft Nut
41	548504	Stitch Regulating Gear (32 teeth)
42	545427 (803)	Stitch Regulating Gear Lock Nut
43	548508	Stitch Regulating Shaft
44	548509	Stitch Regulating Shaft Gear with 504134 (850)
45	548170	Stitch Regulating Shaft Gear Position Pin
46	504134 (850)	Stitch Regulating Shaft Gear Set Screw

**INTERMITTENT FEED DRIVING WHEEL  
VERTICAL SHAFT, NEEDLE VIBRATING LEVER**

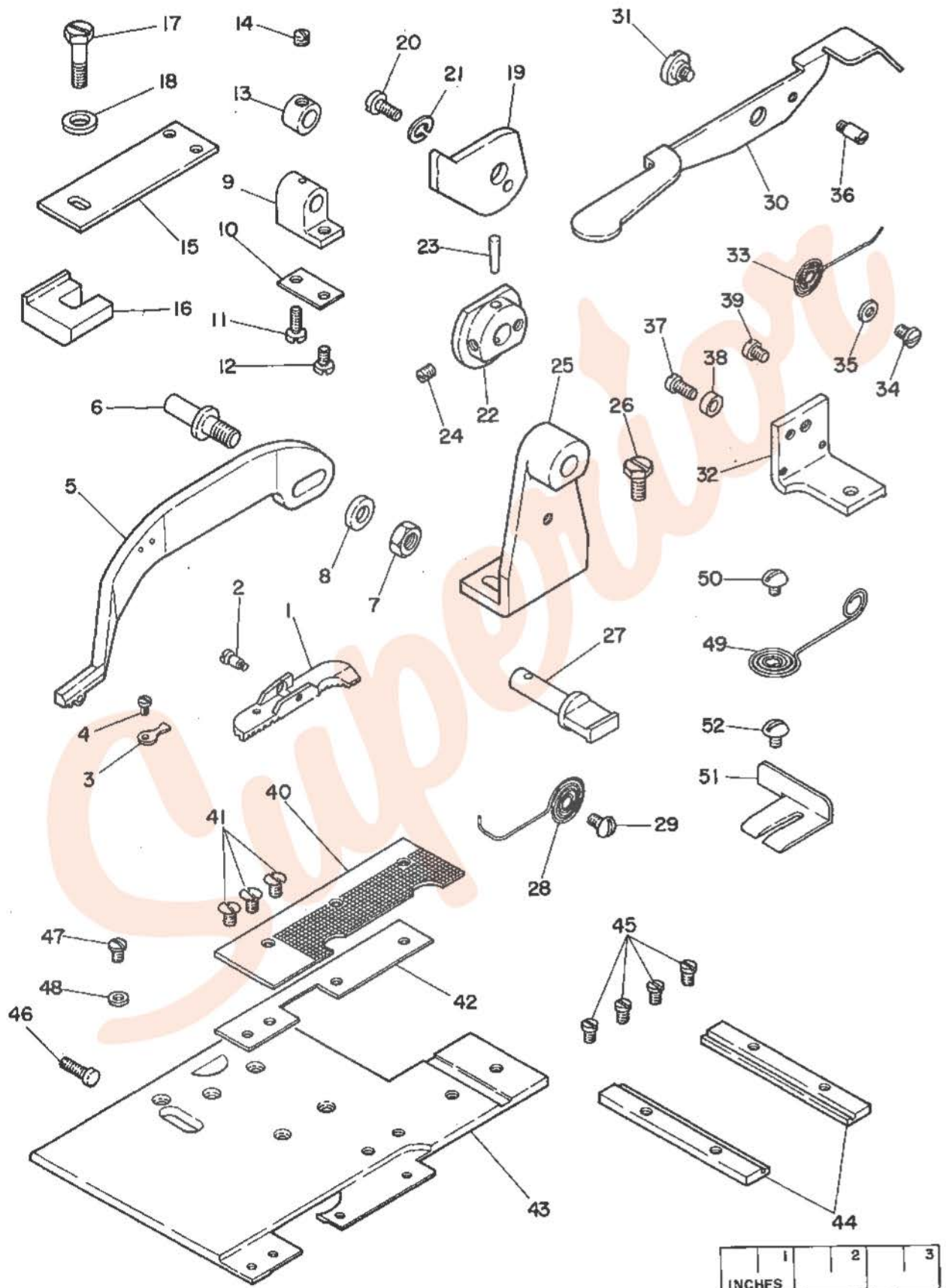




WORK CLAMP ARM (LEFT)  
WORK CLAMP BASE (LEFT), FINGER STARTING LEVER

<u>Ref. Part</u>	<u>No. No.</u>	<u>Description</u>
1	*548601	Work Clamp Check (left)
2	545384 (809)	Work Clamp Check Hinge Screw
3	548603	Work Clamp Check Spring
4	545235 (803)	Work Clamp Check Spring Screw
5	544530	Work Clamp Arm (left)
6	548564	Work Clamp Arm Hinge Stud
7	545443 (803)	Work Clamp Arm Hinge Stud Nut
8	548480	Work Clamp Arm Hinge Stud Washer
9	548565	Work Clamp Arm Hinge Stud Bracket
10	548797	Work Clamp Arm Hinge Stud Bracket Shim (0.010")
11	545307 (803)	Work Clamp Arm Hinge Stud Bracket Screw (inside)
12	504063 (825)	Work Clamp Arm Hinge Stud Bracket Screw (outside)
13	548566	Work Clamp Arm Hinge Stud Collar with 504048 (850)
14	504048 (850)	Work Clamp Arm Hinge Stud Collar Set Screw
15	**548567	Work Clamp Arm Pressure Spring
16	548568	Work Clamp Arm Pressure Spring Block (left)
17	545372 (803)	Work Clamp Arm Pressure Spring Screw
18	548480	Work Clamp Arm Pressure Spring Screw Washer
19	548624	Work Clamp Opening Lever (adjustable)
20	504084 (810)	Work Clamp Opening Lever (adjustable) Screw
21	546698	Work Clamp Opening Lever (adjustable) Screw Washer
22	548561	Work Clamp Arm Closing Cam
23	548226	Work Clamp Arm Closing Cam Position Pin
24	504134 (850)	Work Clamp Arm Closing Cam Screw
25	548559	Work Clamp Arm Bracket
26	545371 (803)	Work Clamp Arm Bracket Screw
27	548604	Work Clamp Closing Cam Connecting Shaft
28	548570	Work Clamp Arm Spring (left)
29	545299 (803)	Work Clamp Arm Spring Screw
30	548187	Finger Starting Lever
31	545279 (806)	Finger Starting Lever Hinge Screw
32	548188	Finger Starting Lever Bracket
33	548194	Finger Starting Lever Spring
34	545307 (803)	Finger Starting Lever Spring Screw
35	548167	Finger Starting Lever Spring Screw Washer
36	545280 (803)	Finger Starting Lever Spring Stud Screw
37	504051 (850)	Finger Starting Lever Stop Screw (long)
38	548195	Finger Starting Lever Stop Screw (long) Washer
39	545281 (819)	Finger Starting Lever Stop Screw (short)
40	*548575	Work Clamp Base Clamping Plate (left)
41	545373 (805)	Work Clamp Base Clamping Plate Screw (3)
42	548577	Work Clamp Base Clamping Plate Shim
43	548572	Work Clamp Base (left)
44	548574	Work Clamp Base Adjusting Gib (2)
45	549027 (850)	Work Clamp Base Adjusting Gib Screw (4)
46	545374 (803)	Work Clamp Base Spread Adjusting Screw
47	545375 (803)	Work Clamp Base Spread Adjusting Screw Lock Screw
48	548579	Work Clamp Base Spread Adjusting Screw Lock Screw Washer (nylon)
49	548580	Work Clamp Base Spring (left)
50	545299 (803)	Work Clamp Base Spring Screw
51	548900	Work Clamp Position Gauge (left)
52	545299 (803)	Work Clamp Position Gauge Screw

WORK CLAMP ARM (LEFT)  
 WORK CLAMP BASE (LEFT), FINGER STARTING LEVER

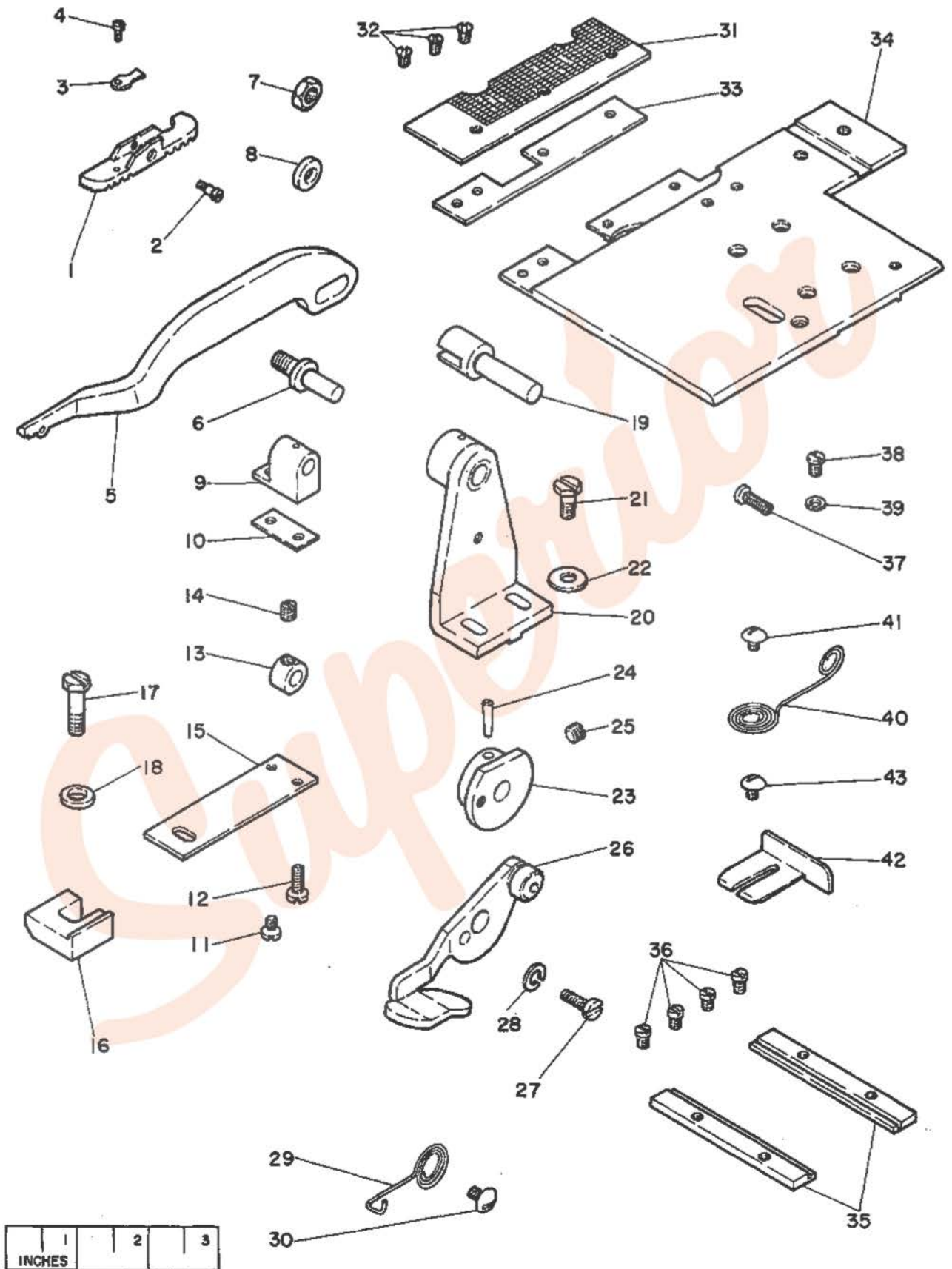




WORK CLAMP ARM (RIGHT), WORK CLAMP BASE (RIGHT)

<u>Ref.</u> <u>No.</u>	<u>Part</u> <u>No.</u>	<u>Description</u>
1	*544531	Work Clamp Check (right)
2	545384 (809)	Work Clamp Check Hinge Screw
3	548603	Work Clamp Check Spring
4	545235 (803)	Work Clamp Check Spring Screw
5	548558	Work Clamp Arm (right)
6	548564	Work Clamp Arm Hinge Stud
7	545443 (803)	Work Clamp Arm Hinge Stud Nut
8	548480	Work Clamp Arm Hinge Stud Washer
9	548565	Work Clamp Arm Hinge Stud Bracket
10	548797	Work Clamp Arm Hinge Stud Bracket Shim (0.010")
11	545307 (803)	Work Clamp Arm Hinge Stud Bracket Screw (inside)
12	504063 (825)	Work Clamp Arm Hinge Stud Bracket Screw (outside)
13	548566	Work Clamp Arm Hinge Stud Collar with 504048 (850)
14	504048 (850)	Work Clamp Arm Hinge Stud Collar Set Screw
15	**548567	Work Clamp Arm Pressure Spring
16	548569	Work Clamp Arm Pressure Spring Block (right)
17	545372 (803)	Work Clamp Arm Pressure Spring Screw
18	548480	Work Clamp Arm Pressure Spring Screw Washer
19	548563	Work Clamp Arm Connecting Shaft
20	548559	Work Clamp Arm Bracket
21	545371 (803)	Work Clamp Arm Bracket Screw
22	548480	Work Clamp Arm Bracket Screw Washer
23	548561	Work Clamp Arm Closing Cam
24	548226	Work Clamp Arm Closing Cam Position Pin
25	504134 (850)	Work Clamp Arm Closing Cam Screw
26	548606	Work Clamp Closing Lever (hand)
27	504084 (810)	Work Clamp Closing Lever (hand) Screw
28	546698	Work Clamp Closing Lever (hand) Screw Washer
29	548571	Work Clamp Arm Spring (right)
30	545299 (803)	Work Clamp Arm Spring Screw
31	*548576	Work Clamp Base Clamping Plate (right)
32	545373 (805)	Work Clamp Base Clamping Plate Screw (3)
33	548577	Work Clamp Base Clamping Plate Shim
34	548573	Work Clamp Base (right)
35	548574	Work Clamp Base Adjusting Gib (2)
36	549027 (850)	Work Clamp Base Adjusting Gib Screw (4)
37	545374 (803)	Work Clamp Base Spread Adjusting Screw
38	545375 (803)	Work Clamp Base Spread Adjusting Screw Lock Screw
39	548579	Work Clamp Base Spread Adjusting Screw Lock Screw Washer (nylon)
40	548581	Work Clamp Base Spring (right)
41	545299 (803)	Work Clamp Base Spring Screw
42	548901	Work Clamp Position Gauge (right)
43	545299 (803)	Work Clamp Position Gauge Screw

WORK CLAMP ARM (RIGHT), WORK CLAMP BASE (RIGHT)

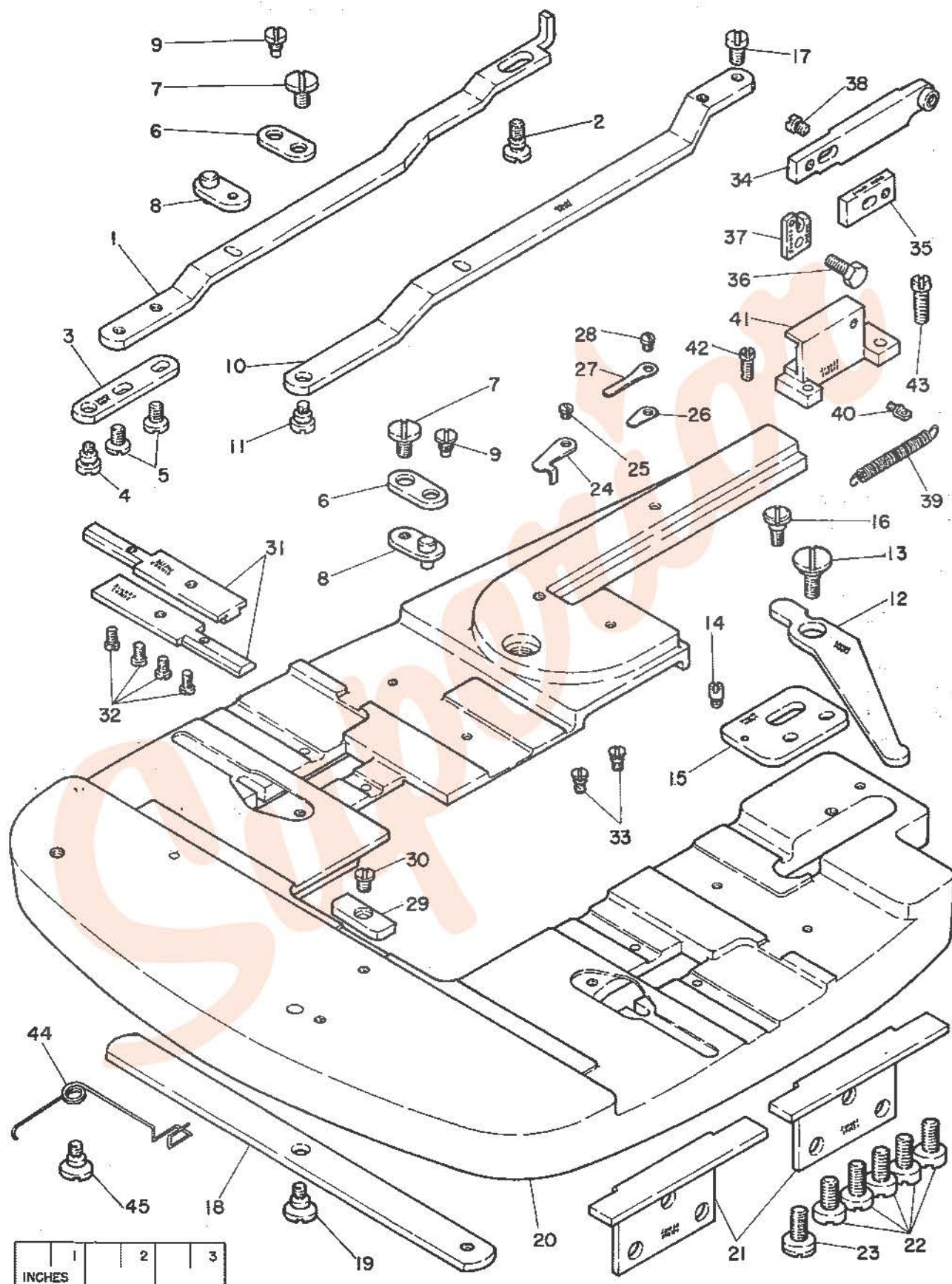




WORK CLAMP CARRIER, WORK CLAMP SPREADER LEVER

Ref. No.	Part No.	Description
1	548640	Work Clamp Spreader Operating Slide (left)
2	545394 (803)	Work Clamp Spreader Operating Slide (left) Hinge Screw
3	548641	Work Clamp Spreader Operating Slide (left) Extension
4	545393 (803)	Work Clamp Spreader Operating Slide (left) Extension Hinge Screw
5	545153 (809)	Work Clamp Spreader Operating Slide (left) Extension Screw (2)
6	548645	Work Clamp Spreader Toggle Pivot Link (2)
7	545396 (803)	Work Clamp Spreader Toggle Pivot Link Hinge Screw (2)
8	548646	Work Clamp Spreader Toggle Sliding Link (2)
9	545397 (803)	Work Clamp Spreader Toggle Sliding Link Hinge Screw (2)
10	548642	Work Clamp Spreader Operating Slide (right)
11	545393 (803)	Work Clamp Spreader Operating Slide (right) Hinge Screw
12	548632	Work Clamp Plate Hand Spreading Lever
13	545389 (803)	Work Clamp Plate Hand Spreading Lever Hinge Screw
14	*545395 (803)	Work Clamp Plate Hand Spreading Lever Stop Screw
15	548647	Work Clamp Spreading and Unspreading Plate Adjustable
16	545394 (803)	Work Clamp Spreading and Unspreading Plate Adjustable Guide Screw
17	545398 (805)	Work Clamp Spreading and Unspreading Plate Adjustable Screw
18	548634	Work Clamp Spreader Intermediate Lever
19	545260 (806)	Work Clamp Spreader Intermediate Lever Hinge Screw
20	548583	Work Clamp Carrier
21	548590	Work Clamp Carrier Gib (2)
22	545380 (803)	Work Clamp Carrier Gib Screw (5)
23	549179 (806)	Work Clamp Carrier Gib Screw
24	**232272	Looper Thread and Cord Cutter
25	**549209 (805)	Looper Thread and Cord Cutter Screw
26	**232271	Looper Thread and Cord Clamping Spring (short)
27	**548103	Looper Thread and Cord Clamping Spring (long)
28	**549209 (805)	Looper Thread and Cord Clamping Spring Screw
29	548582	Work Clamp Base Stop
30	549181 (803)	Work Clamp Base Stop Screw
31	548578	Work Clamp Base Slide (2)
32	549027 (850)	Work Clamp Base Slide Screw (4)
33	545376 (805)	Work Clamp Base Spring Screw Stud (2)
34	*548635	Work Clamp Spreader Lever
35	*548636	Work Clamp Spreader Lever Adjusting Plate
36	*545289 (805)	Work Clamp Spreader Lever Adjusting Plate Screw
37	*548637	Work Clamp Spreader Lever Adjusting Plate Screw Washer
38	*545390 (805)	Work Clamp Spreader Lever Adjusting Plate Stop Screw
39	*548639	Work Clamp Spreader Lever Spring
40	*545392 (805)	Work Clamp Spreader Lever Spring Screw Eye
41	*548638	Work Clamp Spreader Lever Bracket
42	*545391 (805)	Work Clamp Spreader Lever Bracket Screw (front)
43	*545259 (805)	Work Clamp Spreader Lever Bracket Screw (rear)
44	548994	Work Clamp Spreader Intermediate Lever Spring
45	545260 (806)	Work Clamp Spreader Intermediate Lever Spring Hinge Screw

# WORK CLAMP CARRIER, WORK CLAMP SPREADER LEVER

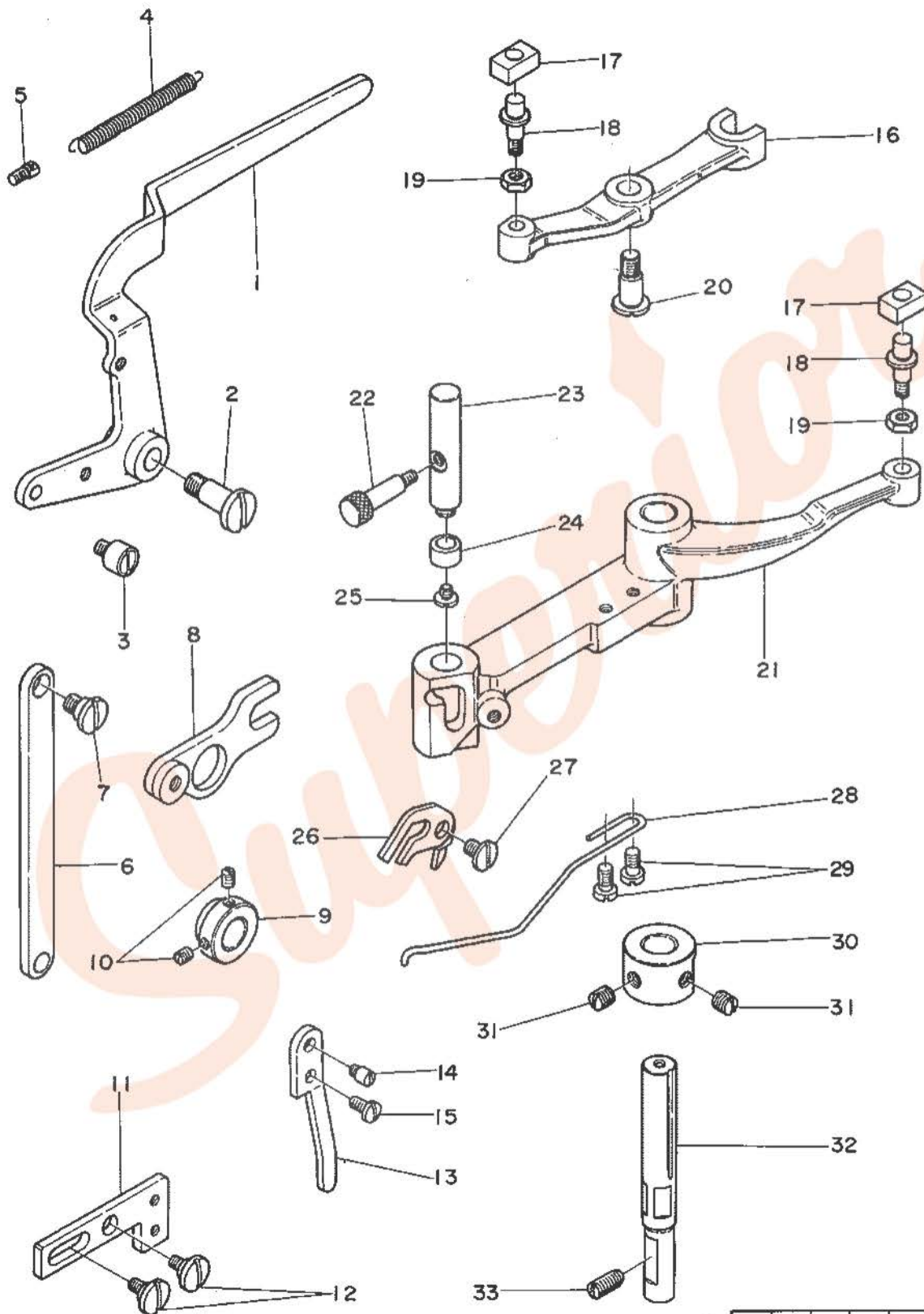




**WORK CLAMP CARRIER SIDE THROW LEVER**  
**WORK CLAMP OPENING LEVER OPERATING LEVER**

Ref. No.	Part No.	Description
1	548627	Work Clamp Opening Lever Operating Lever
2	545159 (803)	Work Clamp Opening Lever Operating Lever Hinge Screw
3	*548654	Work Clamp Opening Lever Operating Lever Roller and Stud
4	548151	Work Clamp Opening Lever Operating Lever Spring
5	545264 (804)	Work Clamp Opening Lever Operating Lever Spring Screw Eye
6	*548625	Work Clamp Opening Lever (adjustable) Lever Link
7	*545367 (803)	Work Clamp Opening Lever (adjustable) Lever Link Hinge Screw
8	*548628	Work Clamp Opening Lever Operating Lever (intermediate)
9	*548629	Work Clamp Opening Lever Operating Lever (intermediate) Bushings with two 504134 (850)
10	*504134 (850)	Work Clamp Opening Lever Operating Lever (intermediate) Bushings Screw (2)
11	548643	Work Clamp Spreader Releaser
12	545260 (806)	Work Clamp Spreader Releaser Hinge Screw (2)
13	548644	Work Clamp Spreader Releaser Lever Adjustable
14	545395 (803)	Work Clamp Spreader Releaser Lever Adjustable Hinge Screw
15	504063 (825)	Work Clamp Spreader Releaser Lever Adjustable Screw
16	548594	Work Clamp Carrier Side Throw Lever (rear)
17	548595	Work Clamp Carrier Side Throw Lever Block (2)
18	548596	Work Clamp Carrier Side Throw Lever Block Stud (2)
19	545436 (805)	Work Clamp Carrier Side Throw Lever Block Stud Nut (2)
20	545381 (803)	Work Clamp Carrier Side Throw Lever (rear) Hinge Screw
21	548591	Work Clamp Carrier Side Throw Lever (front)
22	545383 (850)	Work Clamp Carrier Side Throw Lever Lock Pin Screw Stud
23	548597	Work Clamp Carrier Side Throw Lever Lock Pin
24	548598	Work Clamp Carrier Side Throw Lever Lock Pin Roller
25	545379 (805)	Work Clamp Carrier Side Throw Lever Lock Pin Roller Cap Screw
26	548599	Work Clamp Carrier Side Throw Lever Lock Pin Safety Lever
27	545396 (803)	Work Clamp Carrier Side Throw Lever Lock Pin Safety Lever Hinge Screw
28	548607	Work Clamp Carrier Side Throw Lever Lock Pin Spring
29	504084 (810)	Work Clamp Carrier Side Throw Lever Lock Pin Spring Screw (2)
30	548593	Work Clamp Carrier Side Throw Lever (front) Hinge Stud Collar with two 504029 (833)
31	504029 (833)	Work Clamp Carrier Side Throw Lever (front) Hinge Stud Collar Set Screw (2)
32	548592	Work Clamp Carrier Side Throw Lever (front) Hinge Stud
33	545382 (803)	Work Clamp Carrier Side Throw Lever (front) Hinge Stud Set Screw

WORK CLAMP CARRIER SIDE THROW LEVER  
 WORK CLAMP OPENING LEVER OPERATING LEVER



0	1	2	3
INCHES			

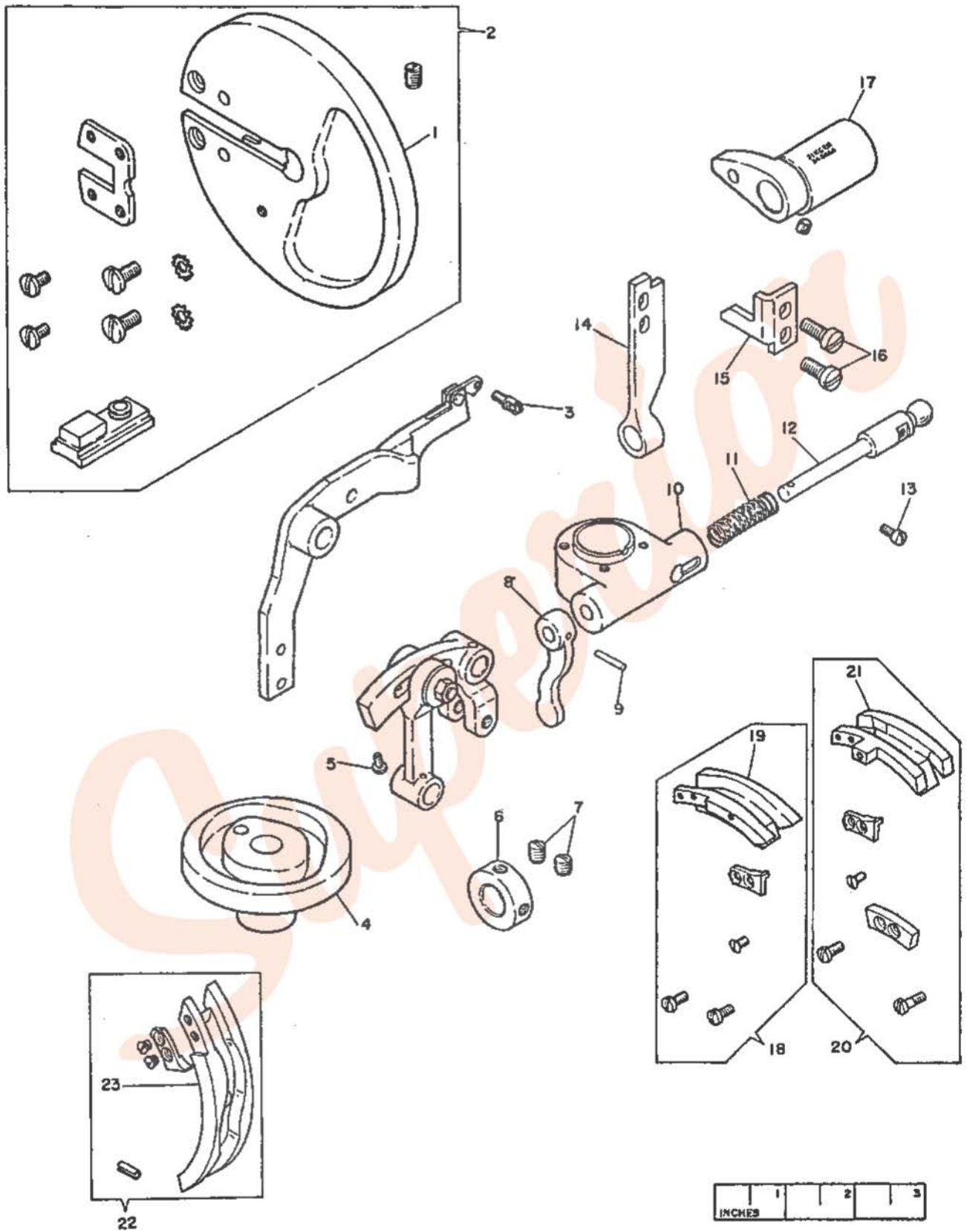


FOR MACHINE 2990210

KNIFE, CUTTING DRIVING WHEEL, CUTTING STARTING LEVER TRIP CARRIER  
NEEDLE THREAD CONTROLLER CAM, PATTERN WHEEL CAM BLOCKS

<u>Ref. Part</u>	<u>No.</u>	<u>Description</u>
1	548664	Buttonhole Cutting Driving Wheel
2	548663	Buttonhole Cutting Driving Wheel 548664 with 545232 (830), 545240 (805), 548059 to 548062, two each 545241 (803), 545242 (805) and 548063
3	545264 (804)	Buttonhole Cutting Safety Lever Latch Spring Eyelet (2)
4	548832	Needle Thread Controller Cam with two 549098 (850)
5	549013 (805)	Needle Vibrating Adjusting Stud Stop Screw
6	548428	Pattern Wheel Shaft Collar with two 504056 (830)
7	504056 (830)	Pattern Wheel Shaft Collar Set Screw (2)
8	548672	Buttonhole Cutting Starting Lever Trip Plate Carrier Hand Trip
9	548383	Buttonhole Cutting Starting Lever Trip Plate Carrier Hand Trip Pin
10	548670	Buttonhole Cutting Starting Lever Trip Plate Carrier
11	548622	Buttonhole Cutting Starting Lever Trip Plate Carrier Hand Trip Spring
12	548671	Buttonhole Cutting Starting Lever Trip Plate Carrier Stud
13	549012 (805)	Buttonhole Cutting Starting Lever Trip Plate Carrier Stud Screw
14	548668	Buttonhole Cutting Starting Lever Plate
15	548669	Buttonhole Cutting Starting Lever Plate Extension
16	549011 (805)	Buttonhole Cutting Starting Lever Plate Extension Screw (2)
17	548666	Buttonhole Cutting Lever (lower) Cam with 504028 (850)
18	**548983	Pattern Wheel Cam Block (1st side) (1/4" max.) complete, Nos. 548391, 548801, 549191 and two 545138
19	**548801	Pattern Wheel Cam Block (1st side)
20	**548984	Pattern Wheel Cam Block (2nd side) (1/4" max.) complete, Nos. 545138, 545332, 548391, 548394, 548396 and 549191
21	**548394	Pattern Wheel Cam Block (2nd side)
22	**548978	Pattern Wheel Cam Block (eye) (.140 x .190) 548389 with 548391, 548492 and two 549191
23	**548389	Pattern Wheel Cam Block (eye) (.140 x .190)

KNIFE, CUTTING DRIVING WHEEL, CUTTING STARTING LEVER TRIP CARRIER  
NEEDLE THREAD CONTROLLER CAM, PATTERN WHEEL CAM BLOCKS





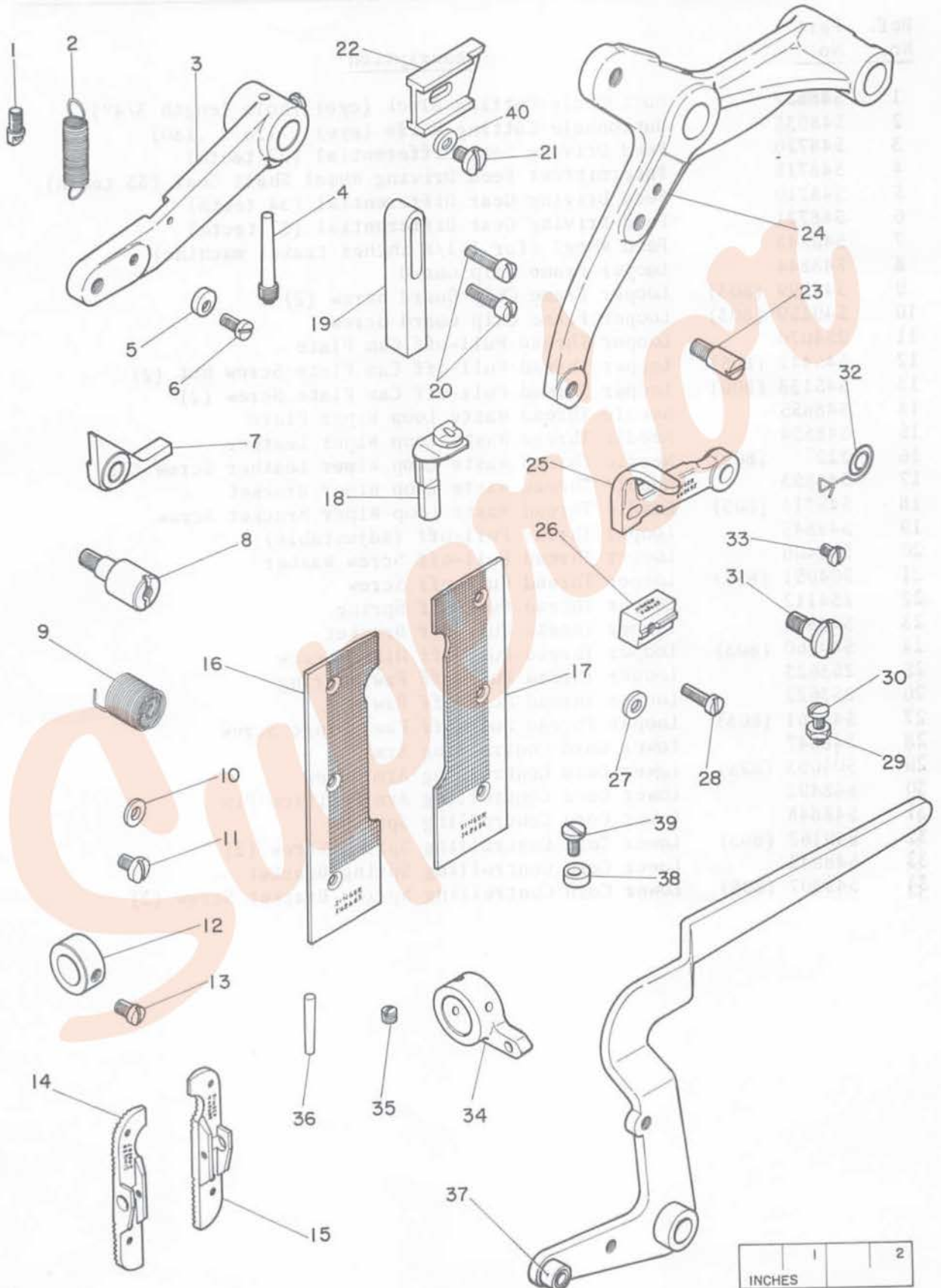
FOR MACHINE 299U210

WORK CLAMP CLOSING LEVER, WORK CLAMP OPENING CAM, WORK CLAMP CHECK,  
WORK CLAMP BASE PLATE, RAPID FEED STARTING LEVER, THROAT PLATE

<u>Ref.</u> <u>No.</u>	<u>Part</u> <u>No.</u>	<u>Description</u>
1	545264 (804)	Rapid Feed Starting Lever Spring Screw Eye
2	548474	Rapid Feed Starting Lever Spring
3	548676	Rapid Feed Starting Lever with 545246 (803)
4	548186	Rapid Feed Starting Lever Position Pin
5	548679	Rapid Feed Starting Lever Latch Stop Washer
6	545093 (803)	Rapid Feed Starting Lever Latch Stop Washer Screw
7	548677	Rapid Feed Starting Lever Latch
8	549014 (803)	Rapid Feed Starting Lever Latch Hinge Screw
9	548678	Rapid Feed Starting Lever Latch Spring
10	548167	Rapid Feed Starting Lever Latch Spring Screw Washer
11	545307 (803)	Rapid Feed Starting Lever Latch Spring Screw
12	548681	Rapid Feed Starting Lever Shaft Collar with 545390 (805)
13	545390 (805)	Rapid Feed Starting Lever Shaft Collar Set Screw
14	**548687	Work Clamp Check (left)
15	**544532	Work Clamp Check (right)
16	**548685	Work Clamp Base Clamping Plate (left)
17	**548686	Work Clamp Base Clamping Plate (right)
18	544544	Throat Plate (0.8 mm gimp hole)
19	548683	Stop Lever Lock Stop Adjustable
20	545303 (805)	Stop Lever Lock Stop Adjustable Screw (2)
21	504084 (810)	Stop Lever Lock Lever Trip Screw
22	548682	Stop Lever Lock Lever Trip
23	549015 (803)	Rapid Feed Starting Lever Operating Screw Stud
24	548689	Work Clamp Closing Lever
25	548692	Work Clamp Spreader Operating Pawl
26	548693	Work Clamp Spreader Operating Pawl Adjusting Block
27	548167	Work Clamp Spreader Operating Pawl Adjusting Block Screw Washer
28	545306 (805)	Work Clamp Spreader Operating Pawl Adjusting Block Screw
29	545437 (809)	Work Clamp Spreader Operating Pawl Adjusting Screw Nut
30	545391 (805)	Work Clamp Spreader Operating Pawl Adjusting Screw
31	549017 (803)	Work Clamp Spreader Operating Pawl Hinge Screw
32	548694	Work Clamp Spreader Operating Pawl Spring
33	549018 (805)	Work Clamp Spreader Operating Pawl Spring Screw
34	548690	Work Clamp Opening Cam with 549016 (803)
35	549016 (803)	Work Clamp Opening Cam Set Screw
36	548691	Work Clamp Opening Cam Position Pin
37	548885	Work Clamp Opening Lever Operating Lever Roller and Stud
38	548773	Work Clamp Plate Hand Spreading Lever Stop Washer
39	545314 (803)	Work Clamp Plate Hand Spreading Lever Stop Washer Screw
40	548061	Stop Lever Lock Lever Trip Screw Washer

FOR MACHINE 299U210

WORK CLAMP CLOSING LEVER, WORK CLAMP OPENING CAM, WORK CLAMP CHECK  
WORK CLAMP BASE PLATE, RAPID FEED STARTING LEVER, THROAT PLATE



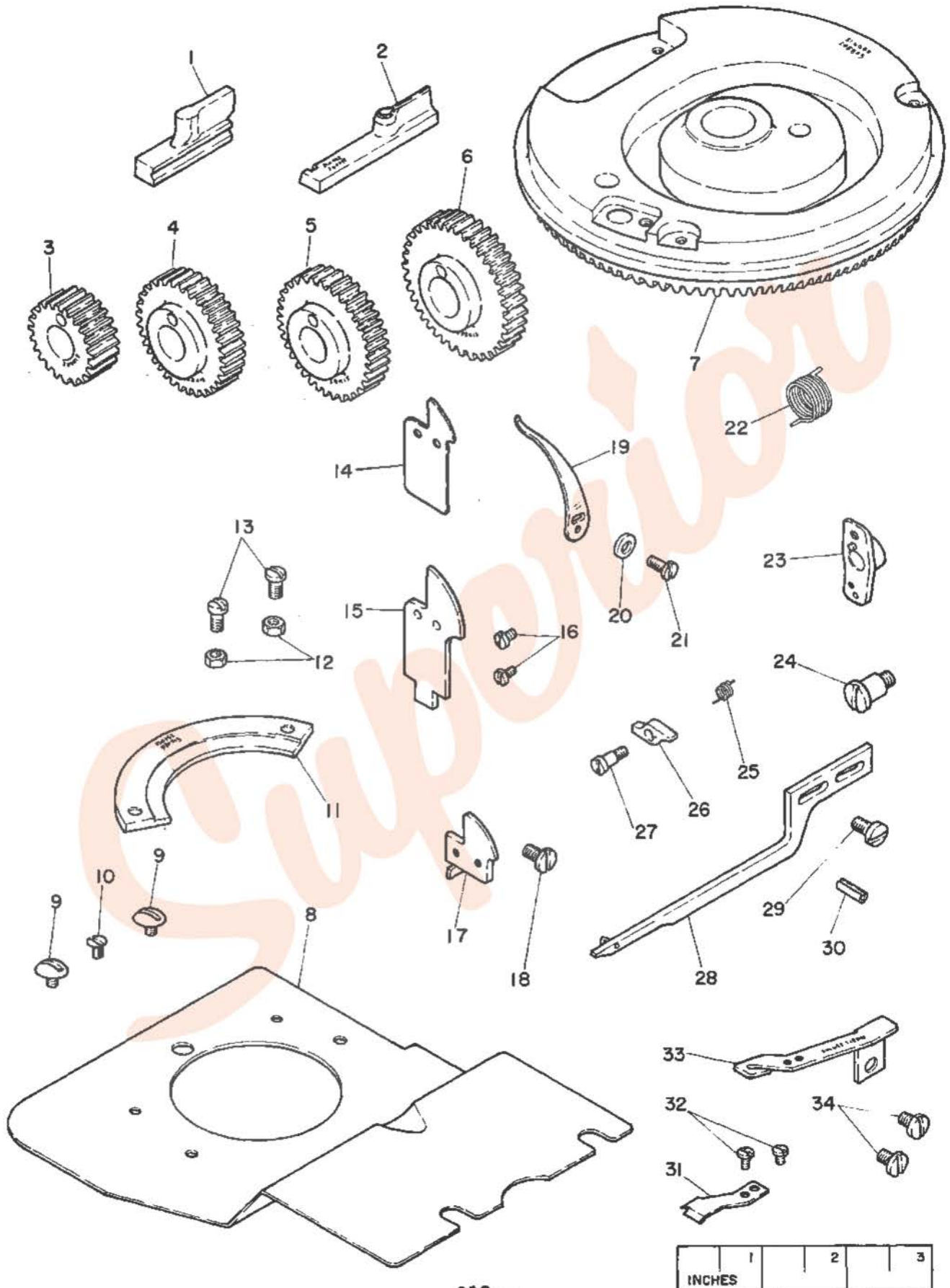


FOR MACHINE 299U123

FEED WHEEL, LOOPER THREAD PULL-OFF, LOWER CORD CONTROLLING SPRING  
NEEDLE THREAD WASTE LOOP REMOVER, DIFFERENTIAL GEARS

<u>Ref.</u> <u>No.</u>	<u>Part</u> <u>No.</u>	<u>Description</u>
1	548837	Buttonhole Cutting Block (eye) (hole length 3/4")
2	548935	Buttonhole Cutting Knife (eye) (.126 x .180)
3	548716	Feed Driving Gear Differential (22 teeth)
4	548718	Intermittent Feed Driving Wheel Shaft Gear (33 teeth)
5	548719	Feed Driving Gear Differential (34 teeth)
6	548721	Feed Driving Gear Differential (37 teeth)
7	548843	Feed Wheel (for 1-1/8 inches travel machine)
8	548844	Looper Frame Chip Guard
9	545299 (803)	Looper Frame Chip Guard Screw (2)
10	549159 (803)	Looper Frame Chip Guard Screw
11	254070	Looper Thread Pull-off Cam Plate
12	545442 (805)	Looper Thread Pull-off Cam Plate Screw Nut (2)
13	545138 (809)	Looper Thread Pull-off Cam Plate Screw (2)
14	548855	Needle Thread Waste Loop Wiper Plate
15	548854	Needle Thread Waste Loop Wiper Leather
16	229 (809)	Needle Thread Waste Loop Wiper Leather Screw (2)
17	548853	Needle Thread Waste Loop Wiper Bracket
18	545314 (805)	Needle Thread Waste Loop Wiper Bracket Screw
19	548845	Looper Thread Pull-off (adjustable)
20	548406	Looper Thread Pull-off Screw Washer
21	504051 (850)	Looper Thread Pull-off Screw
22	254112	Looper Thread Pull-off Spring
23	548846	Looper Thread Pull-off Bracket
24	549160 (803)	Looper Thread Pull-off Hinge Screw
25	253623	Looper Thread Pull-off Pawl Spring
26	253622	Looper Thread Pull-off Pawl
27	549161 (803)	Looper Thread Pull-off Pawl Hinge Screw
28	548847	Lower Cord Controlling Arm
29	504063 (825)	Lower Cord Controlling Arm Screw
30	548492	Lower Cord Controlling Arm Position Pin
31	548848	Lower Cord Controlling Spring
32	549162 (805)	Lower Cord Controlling Spring Screw (2)
33	548849	Lower Cord Controlling Spring Bracket
34	545307 (805)	Lower Cord Controlling Spring Bracket Screw (2)

FEED WHEEL, LOOPER THREAD PULL-OFF, LOWER CORD CONTROLLING SPRING  
NEEDLE THREAD WASTE LOOP REMOVER, DIFFERENTIAL GEARS



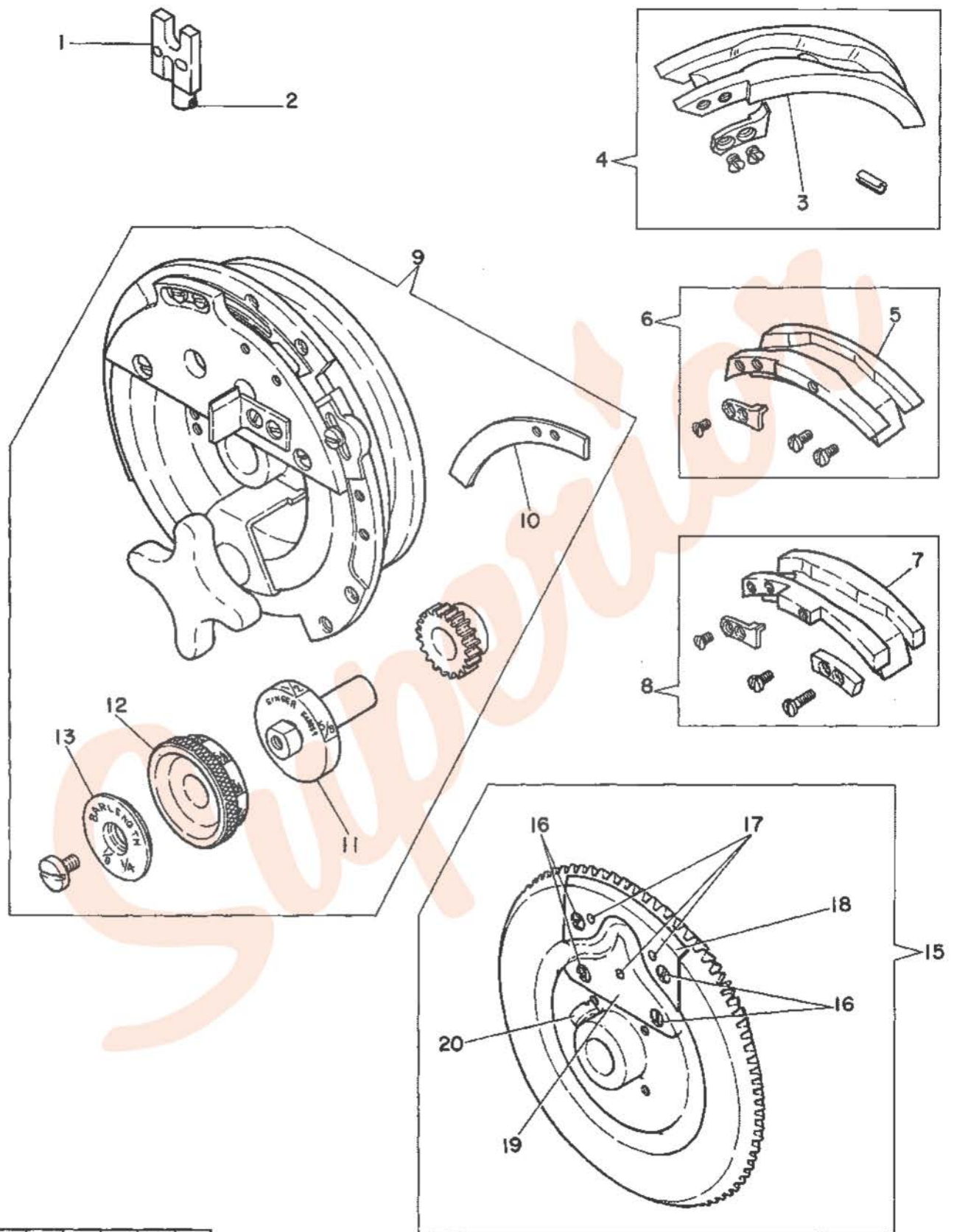


FOR MACHINE 299U123

PATTERN WHEEL, PATTERN WHEEL SHAFT GEAR

<u>Ref. No.</u>	<u>Part No.</u>	<u>Description</u>
1	548898	Needle Holder with 545292 (803)
2	545292 (803)	Needle Set Screw
3	548857	Pattern Wheel Cam Block (eye) (.140 x .190)
4	548981	Pattern Wheel Cam Block (eye) (.140 x .190) 548857 with 548391, 548492 and two 549191
5	548393	Pattern Wheel Cam Block (1st side) (1/4" max.)
6	548989	Pattern Wheel Cam Block (1st side) (1/4" max.) complete, Nos. 548391, 548393, 549191 and two 545138
7	548395	Pattern Wheel Cam Block (2nd side) (1/4" max.)
8	548990	Pattern Wheel Cam Block (2nd side) (1/4" max.) complete, Nos. 545138, 545332, 548391, 548395, 548396 and 549191
9	548899	Pattern Wheel 548384 with 545333 (805), 545347 (803), 545447 (728), 548226, 548385 to 548387, 548397, 548402 to 548405, 548407 to 548409, 548411, 548859 to 548862, two each 504110 (819), 545334 (805), three each 545138 (809), 545314 (803), 545330 (803), 548388 and 548406
10	548862	Pattern Wheel Ring Start Block Adjustable
11	548859	Pattern Wheel Index Disc
12	548860	Pattern Wheel Index Disc (bar)
13	548861	Pattern Wheel Index Disc (bar) Washer
15	548863	Pattern Wheel Shaft Bevel Gear complete, Nos. 253656, 253657, three 548870 and four 549181 (803), with 545335 (804)
16	549181 (803)	Thread and Cord Cutting Driving Lever Cam Groove Protector Screw (4)
17	548870	Thread and Cord Cutting Driving Lever Cam Groove Protector Position Pin (3)
18	253657	Thread and Cord Cutting Driving Lever Cam Groove Protector (outside)
19	253656	Thread and Cord Cutting Driving Lever Cam Groove Protector (inside)
20	545335 (804)	Pattern Wheel Shaft Bevel Gear Set Screw

PATTERN WHEEL, PATTERN WHEEL SHAFT GEAR



INCHES 1 2 3



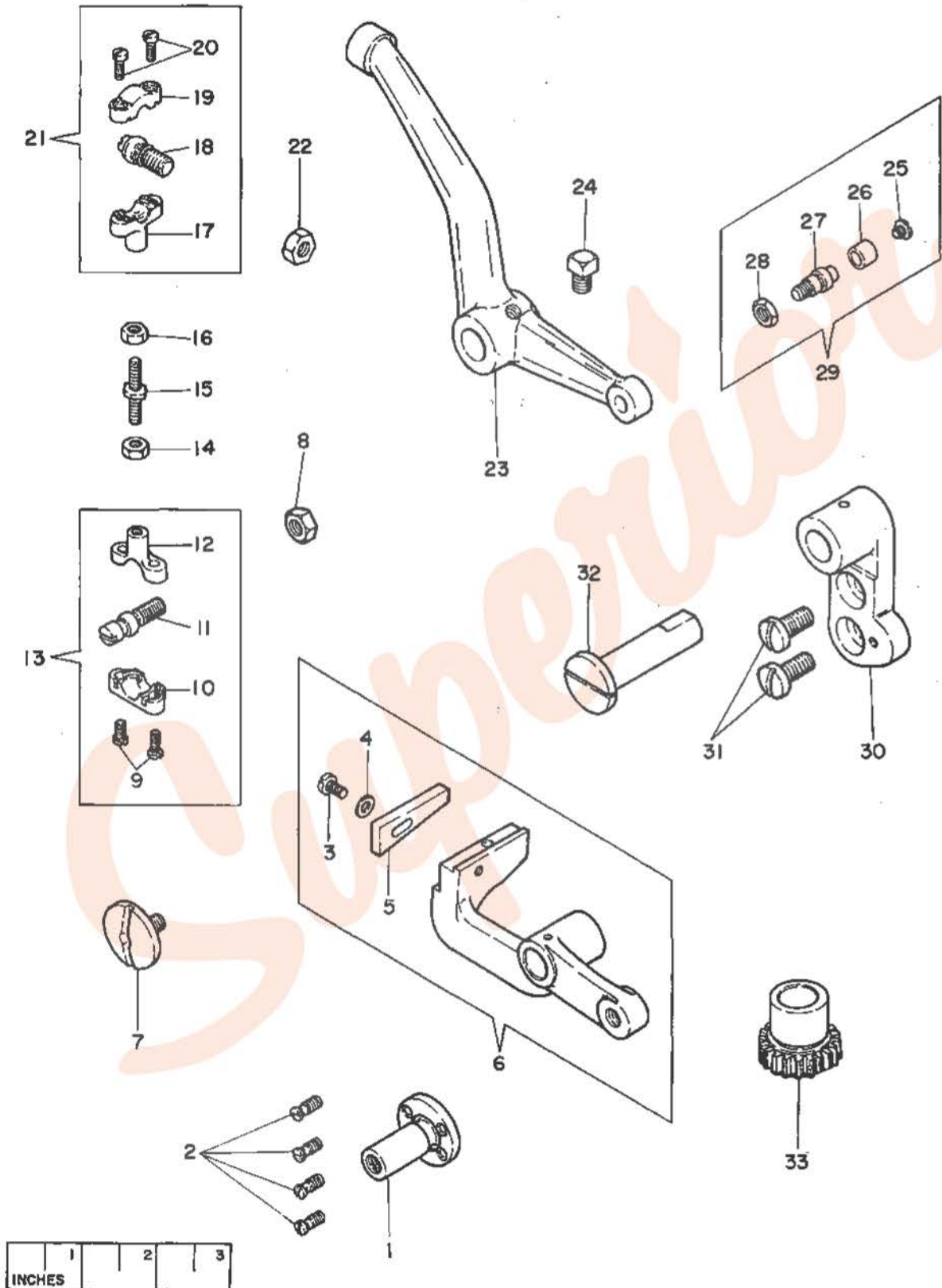
FOR MACHINE 299U123

THREAD AND CORD CUTTING LEVER  
STITCH REGULATING GEAR, RAPID FEED DRIVING GEAR

<u>Ref. No.</u>	<u>Part No.</u>	<u>Description</u>
1	548874	Thread and Cord Cutting Lever Bracket
2	545301 (804)	Thread and Cord Cutting Lever Bracket Screw (4)
3	504063 (852)	Thread and Cord Cutting Blade Bracket Adjusting Plate Screw
4	548167	Thread and Cord Cutting Blade Bracket Adjusting Plate Screw Washer
5	253693	Thread and Cord Cutting Blade Bracket Adjusting Plate
6	548873	Thread and Cord Cutting Lever with 253693, 504063 (852) and 548167
7	545257 (819)	Thread and Cord Cutting Lever Cap Screw
8	545424 (805)	Thread and Cord Cutting Lever Connection End Bearing (lower) Ball Screw Nut
9	545325 (803)	Thread and Cord Cutting Lever Connection End Bearing (lower) Cap Screw (2)
10	548363	Thread and Cord Cutting Lever Connection End Bearing (lower) Cap
11	545323 (803)	Thread and Cord Cutting Lever Connection End Bearing (lower) Ball Screw
12	548361	Thread and Cord Cutting Lever Connection End Bearing (lower)
13	548362	Thread and Cord Cutting Lever Connection End Bearing (lower) 548361 with 545323 (803), 548363 and two 545325 (803)
14	545425 (803)	Thread and Cord Cutting Lever Connection End Bearing (lower) Check Nut
15	548875	Thread and Cord Cutting Lever Connection
16	545426 (803)	Thread and Cord Cutting Lever Connection End Bearing (upper) Check Nut
17	548364	Thread and Cord Cutting Lever Connection End Bearing (upper)
18	545274 (803)	Thread and Cord Cutting Lever Connection End Bearing (upper) Ball Screw
19	548367	Thread and Cord Cutting Lever Connection End Bearing (upper) Cap
20	545325 (803)	Thread and Cord Cutting Lever Connection End Bearing (upper) Cap Screw (2)
21	548834	Thread and Cord Cutting Lever Connection End Bearing (upper) 548364 with 545274 (803), 548367 and two 545325 (803)
22	545424 (805)	Thread and Cord Cutting Lever Connection End Bearing (upper) Ball Screw Nut
23	548868	Thread and Cord Cutting Driving Lever with 545143 (809)
24	545143 (809)	Thread and Cord Cutting Driving Lever Set Screw
25	549166 (803)	Thread and Cord Cutting Driving Lever Roller Cap Screw
26	201873	Thread and Cord Cutting Driving Lever Roller
27	548872	Thread and Cord Cutting Driving Lever Roller Screw Stud
28	154983 (819)	Thread and Cord Cutting Driving Lever Roller Screw Stud Nut
29	548871	Thread and Cord Cutting Driving Lever Roller complete, Nos. 154983 (819), 201873, 548872 and 549166 (803)
30	548869	Thread and Cord Cutting Driving Lever Bracket
31	504098 (805)	Thread and Cord Cutting Driving Lever Bracket Screw (2)
32	253659	Thread and Cord Cutting Driving Lever Hinge Stud
33	548864	Rapid Feed Driving Gear

FOR MACHINE 299U123

THREAD AND CORD CUTTING LEVER  
STITCH REGULATING GEAR, RAPID FEED DRIVING GEAR





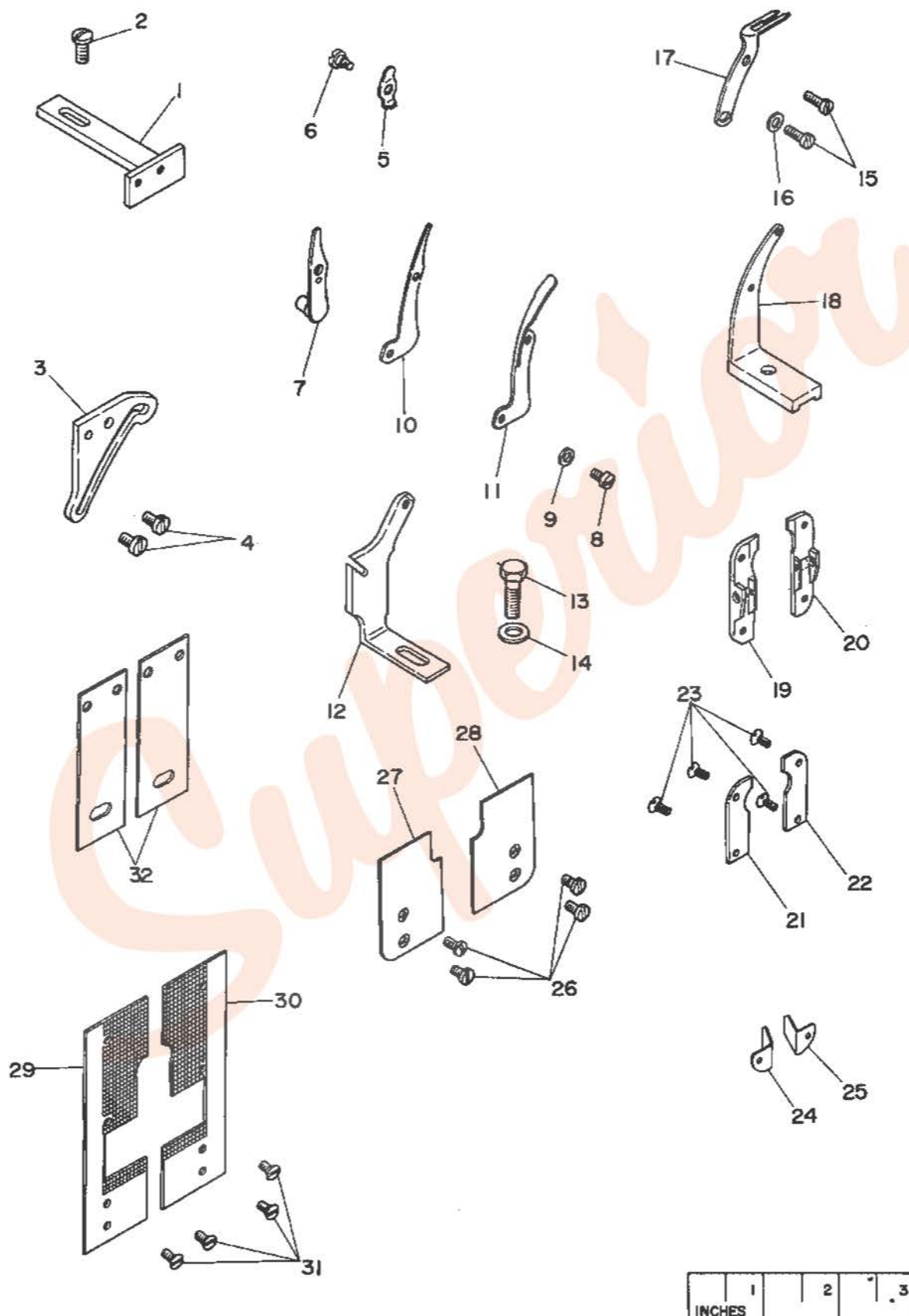
FOR MACHINE 299U123

THREAD AND CORD CUTTING BLADE, WORK CLAMP CHECK, WORK CLAMP BASE PLATE

<u>Ref.</u> <u>No.</u>	<u>Part</u> <u>No.</u>	<u>Description</u>
1	548867	Thread and Cord Cutting Blade Cam Plate Bracket
2	549164 (803)	Thread and Cord Cutting Blade Cam Plate Bracket Screw
3	253774	Thread and Cord Cutting Blade Cam Plate
4	545314 (805)	Thread and Cord Cutting Blade Cam Plate Screw (2)
5	253653	Thread and Cord Cutting Blade Spring
6	549165 (803)	Thread and Cord Cutting Blade Hinge Screw
7	253647	Thread and Cord Cutting Blade (movable)
8	545325 (805)	Thread and Cord Cutting Blade (stationary) Screw
9	548406	Thread and Cord Cutting Blade (stationary) Screw Washer
10	548865	Thread and Cord Cutting Blade (stationary)
11	253775	Thread and Cord Cutting Blade Guard
12	548866	Thread and Cord Cutting Blade Bracket
13	549163 (803)	Thread and Cord Cutting Blade Bracket Screw
14	548061	Thread and Cord Cutting Blade Bracket Screw Washer
15	504112 (832)	Needle Thread Waste Loop Remover Screw (2)
16	548406	Needle Thread Waste Loop Remover Screw Washer
17	548851	Needle Thread Waste Loop Remover
18	548852	Needle Thread Waste Loop Remover Bracket
19	548889	Work Clamp Check (left)
20	548890	Work Clamp Check (right)
21	548893	Work Clamp Check Plate (left)
22	548894	Work Clamp Check Plate (right)
23	549208 (803)	Work Clamp Check Plate Screw (4)
24	548891	Work Clamp Check Extension (left)
25	548892	Work Clamp Check Extension (right)
26	549167 (850)	Work Clamp Base Clamping Plate Cover Screw (4)
27	548878	Work Clamp Base Clamping Plate (left) Cover
28	548888	Work Clamp Base Clamping Plate (right) Cover
29	548877	Work Clamp Base Clamping Plate (left)
30	548879	Work Clamp Base Clamping Plate (right)
31	545373 (805)	Work Clamp Base Clamping Plate Screw (4)
32	548876	Work Clamp Arm Pressure Spring (2)

FOR MACHINE 299U123

THREED AND CORD CUTTING BLADE, WORK CLAMP CHECK, WORK CLAMP BASE PLATE



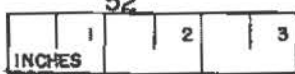
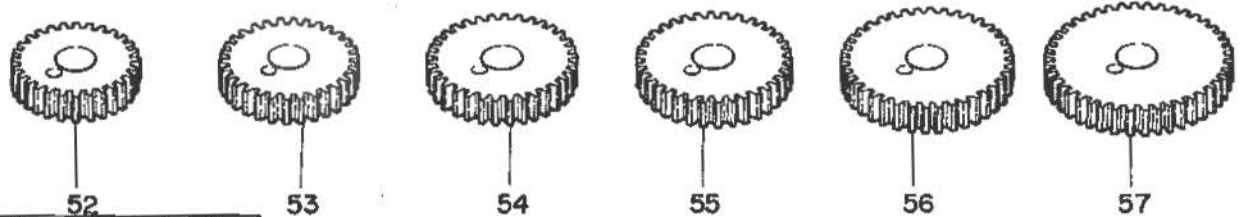
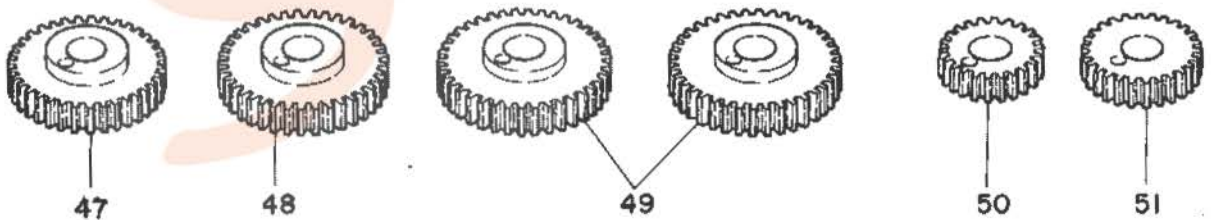
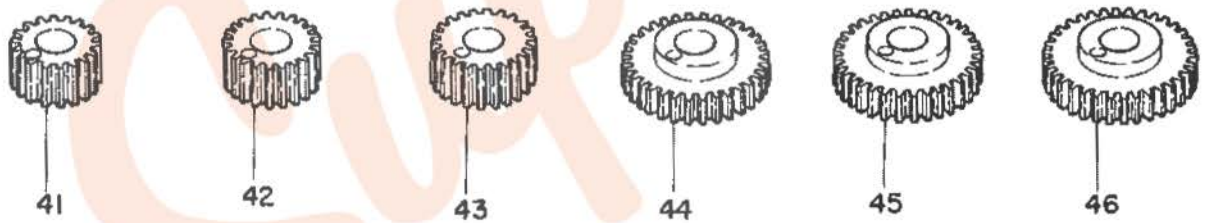
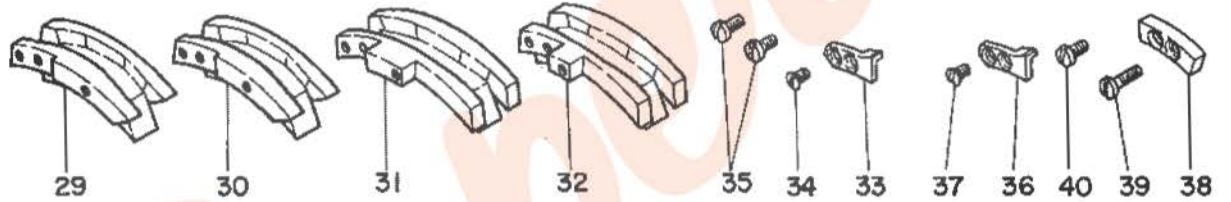
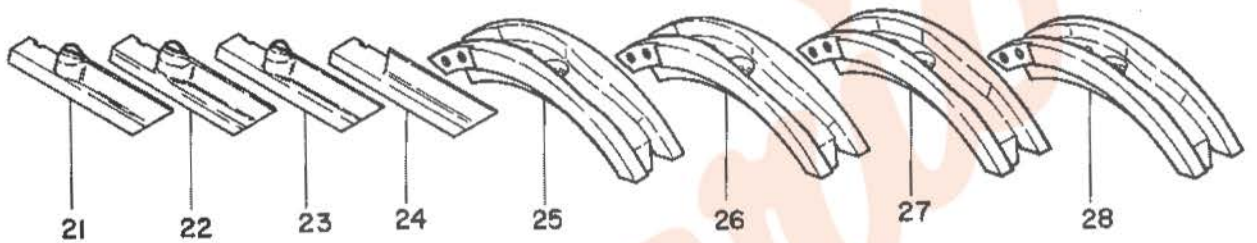
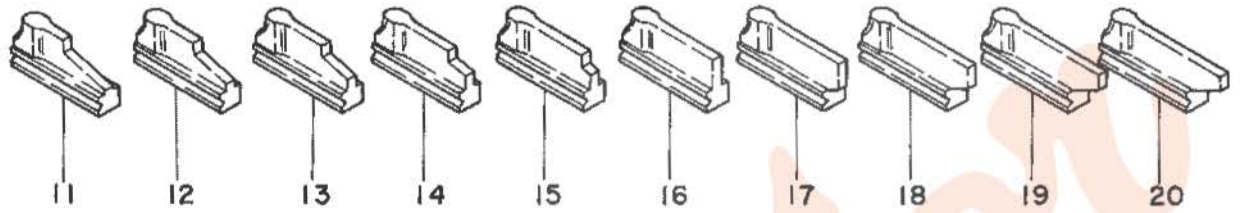
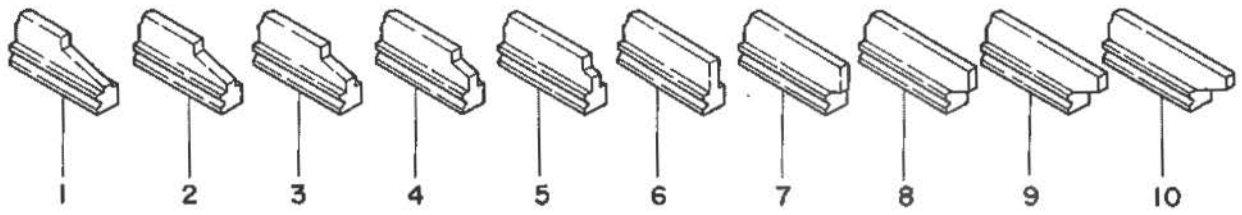


# FITTINGS (FOR 299U230 MACHINE)

Note: Parts with underline are furnished with machine.

Ref.	Part	Description
No.	No.	
<u>Buttonhole Cutting Blocks</u>		
1	<u>548752</u>	Buttonhole Cutting Block (straight) (hole length 1/2")
2	<u>548753</u>	Buttonhole Cutting Block (straight) (hole length 5/8")
3	<u>548754</u>	Buttonhole Cutting Block (straight) (hole length 3/4")
4	<u>548755</u>	Buttonhole Cutting Block (straight) (hole length 7/8")
5	<u>548756</u>	Buttonhole Cutting Block (straight) (hole length 1")
6	<u>548757</u>	Buttonhole Cutting Block (straight) (hole length 1-1/8")
7	<u>548758</u>	Buttonhole Cutting Block (straight) (hole length 1-1/4")
8	<u>548759</u>	Buttonhole Cutting Block (straight) (hole length 1-3/8")
9	<u>548760</u>	Buttonhole Cutting Block (straight) (hole length 1-1/2")
10	<u>548761</u>	Buttonhole Cutting Block (straight) (hole length 1-5/8")
11	<u>548762</u>	Buttonhole Cutting Block (eye) (hole length 1/2")
12	<u>548763</u>	Buttonhole Cutting Block (eye) (hole length 5/8")
13	<u>548764</u>	Buttonhole Cutting Block (eye) (hole length 3/4")
14	<u>548765</u>	Buttonhole Cutting Block (eye) (hole length 7/8")
15	<u>548766</u>	Buttonhole Cutting Block (eye) (hole length 1")
16	<u>548767</u>	Buttonhole Cutting Block (eye) (hole length 1-1/8")
17	<u>548768</u>	Buttonhole Cutting Block (eye) (hole length 1-1/4")
18	<u>548769</u>	Buttonhole Cutting Block (eye) (hole length 1-3/8")
19	<u>548770</u>	Buttonhole Cutting Block (eye) (hole length 1-1/2")
20	<u>548771</u>	Buttonhole Cutting Block (eye) (hole length 1-5/8")
<u>Buttonhole Cutting Knives</u>		
21	<u>256654</u>	Buttonhole Cutting Knife (eye) (.135 x .228)
22	<u>548065</u>	Buttonhole Cutting Knife (eye) (.140 x .260)
23	<u>548886</u>	Buttonhole Cutting Knife (eye) (.120 x .180)
24	<u>548066</u>	Buttonhole Cutting Knife (straight)
<u>Pattern Wheel Cam Blocks (eye)</u>		
25	<u>548389</u>	Pattern Wheel Cam Block (eye) (.140 x .190)
	<u>548978</u>	Pattern Wheel Cam Block (eye) (.140 x .190) 548389 with 548391, 548492 and two 549191
26	<u>548826</u>	Pattern Wheel Cam Block (eye) (.170 x .240)
	<u>548979</u>	Pattern Wheel Cam Block (eye) (.170 x .240) 548826 with 548391, 548492 and two 549191
27	<u>548887</u>	Pattern Wheel Cam Block (eye) (.126 x .160)
	<u>548977</u>	Pattern Wheel Cam Block (eye) (.126 x .160) 548887 with 548391, 548492 and two 549191
28	<u>548827</u>	Pattern Wheel Cam Block (eye) (.110 x .130)
	<u>548976</u>	Pattern Wheel Cam Block (eye) (.110 x .130) 548827 with 548391, 548492 and two 549191
<u>Pattern Wheel Cam Blocks (taper bar)</u>		
29	<u>548392</u>	Pattern Wheel Cam Block (1st side) (1/4" max.)
	<u>548987</u>	Pattern Wheel Cam Block (1st side) (1/4" max.) complete, Nos. 548391, 548392, 549191 and two 545138
30	<u>548393</u>	Pattern Wheel Cam Block (1st side) (3/8" max.)
	<u>548989</u>	Pattern Wheel Cam Block (1st side) (3/8" max.) complete, Nos. 548391, 548393, 549191 and two 545138
31	<u>548802</u>	Pattern Wheel Cam Block (2nd side) (1/4" max.)
	<u>548988</u>	Pattern Wheel Cam Block (2nd side) (1/4" max.) complete, Nos. 545138, 545332, 548391, 548396, 548802 and 549191
32	<u>548395</u>	Pattern Wheel Cam Block (2nd side) (3/8" max.)
	<u>548990</u>	Pattern Wheel Cam Block (2nd side) (3/8" max.) complete, Nos. 545138, 545332, 548391, 548395, 548396 and 549191
33	<u>548391</u>	Pattern Wheel Cam Block (1st side) Safety Latch Trip
34	<u>549191 (819)</u>	Pattern Wheel Cam Block (1st side) Safety Latch Trip Screw
35	<u>545138 (809)</u>	Pattern Wheel Cam Block (1st side) Screw (2)
36	<u>548391</u>	Pattern Wheel Cam Block (2nd side) Safety Latch Trip
37	<u>549191 (819)</u>	Pattern Wheel Cam Block (2nd side) Safety Latch Trip Screw
38	<u>548396</u>	Pattern Wheel Cam Block (2nd side) Safety Latch Trip Spacer
39	<u>545332 (805)</u>	Pattern Wheel Cam Block (2nd side) Screw (long)
40	<u>545138 (809)</u>	Pattern Wheel Cam Block (2nd side) Screw (short)
<u>Feed Driving Gear Differential</u>		
41	<u>548714</u>	Feed Driving Gear Differential (18 teeth)
42	<u>548715</u>	Feed Driving Gear Differential (21 teeth)
43	<u>548716</u>	Feed Driving Gear Differential (22 teeth)
44	<u>548717</u>	Feed Driving Gear Differential (32 teeth)
45	<u>548718</u>	Feed Driving Gear Differential (33 teeth)
46	<u>548719</u>	Feed Driving Gear Differential (34 teeth)
47	<u>548720</u>	Feed Driving Gear Differential (35 teeth)
48	<u>548721</u>	Feed Driving Gear Differential (37 teeth)
49	<u>548722</u>	Feed Driving Gear Differential (38 teeth) (2)
<u>Stitch Regulating Gears</u>		
50	<u>548500</u>	Stitch Regulating Gear (22 teeth)
51	<u>548501</u>	Stitch Regulating Gear (26 teeth)
52	<u>548502</u>	Stitch Regulating Gear (28 teeth)
53	<u>548503</u>	Stitch Regulating Gear (30 teeth)
54	<u>548504</u>	Stitch Regulating Gear (33 teeth)
55	<u>548505</u>	Stitch Regulating Gear (34 teeth)
56	<u>548506</u>	Stitch Regulating Gear (38 teeth)
57	<u>548507</u>	Stitch Regulating Gear (42 teeth)

FITTINGS (FOR 299U230 MACHINE)





# FITTINGS (FOR 299U210 MACHINE)

Note: Parts with underline are furnished with machine.

Ref. Part  
No. No.

## Description

### Buttonhole Cutting Blocks

1	<u>548752</u>	Buttonhole Cutting Block (straight)	(hole length 1/2")
2	<u>548753</u>	Buttonhole Cutting Block (straight)	(hole length 5/8")
3	<u>548754</u>	Buttonhole Cutting Block (straight)	(hole length 3/4")
4	<u>548755</u>	Buttonhole Cutting Block (straight)	(hole length 7/8")
5	<u>548756</u>	Buttonhole Cutting Block (straight)	(hole length 1")
6	<u>548757</u>	Buttonhole Cutting Block (straight)	(hole length 1-1/8")
7	<u>548758</u>	Buttonhole Cutting Block (straight)	(hole length 1-1/4")
8	<u>548759</u>	Buttonhole Cutting Block (straight)	(hole length 1-3/8")
9	<u>548760</u>	Buttonhole Cutting Block (straight)	(hole length 1-1/2")
10	<u>548761</u>	Buttonhole Cutting Block (straight)	(hole length 1-5/8")
11	<u>548762</u>	Buttonhole Cutting Block (eye)	(hole length 1/2")
12	<u>548763</u>	Buttonhole Cutting Block (eye)	(hole length 5/8")
13	<u>548764</u>	Buttonhole Cutting Block (eye)	(hole length 3/4")
14	<u>548765</u>	Buttonhole Cutting Block (eye)	(hole length 7/8")
15	<u>548766</u>	Buttonhole Cutting Block (eye)	(hole length 1")
16	<u>548767</u>	Buttonhole Cutting Block (eye)	(hole length 1-1/8")
17	<u>548768</u>	Buttonhole Cutting Block (eye)	(hole length 1-1/4")
18	<u>548769</u>	Buttonhole Cutting Block (eye)	(hole length 1-3/8")
19	<u>548770</u>	Buttonhole Cutting Block (eye)	(hole length 1-1/2")
20	<u>548771</u>	Buttonhole Cutting Block (eye)	(hole length 1-5/8")

### Buttonhole Cutting Knives

21	<u>256654</u>	Buttonhole Cutting Knife (eye)	(.135 x .228)
22	<u>548804</u>	Buttonhole Cutting Knife (eye)	(.100 x .125)
23	<u>548886</u>	Buttonhole Cutting Knife (eye)	(.120 x .180)
24	<u>548066</u>	Buttonhole Cutting Knife	(straight)

### Pattern Wheel Cam Blocks (eye)

25	<u>548389</u>	Pattern Wheel Cam Block (eye)	(.140 x .190)
	<u>548978</u>	Pattern Wheel Cam Block (eye)	(.140 x .190) 548389 with 548391, 548492 and two 549191
26	<u>548826</u>	Pattern Wheel Cam Block (eye)	(.170 x .240)
	<u>548979</u>	Pattern Wheel Cam Block (eye)	(.170 x .240) 548826 with 548391, 548492 and two 549191
27	<u>548887</u>	Pattern Wheel Cam Block (eye)	(.126 x .160)
	<u>548977</u>	Pattern Wheel Cam Block (eye)	(.126 x .160) 548887 with 548391, 548492 and two 549191
28	<u>548827</u>	Pattern Wheel Cam Block (eye)	(.110 x .130)
	<u>548976</u>	Pattern Wheel Cam Block (eye)	(.110 x .130) 548827 with 548391, 548492 and two 549191

### Pattern Wheel Cam Blocks (taper bar)

29	<u>548801</u>	Pattern Wheel Cam Block (1st side)	(1/4" max.)
	<u>548983</u>	Pattern Wheel Cam Block (1st side)	(1/4" max.) complete, Nos. 548391, 548801, 549191 and two 545138
30	<u>548824</u>	Pattern Wheel Cam Block (1st side)	(3/8" max.)
	<u>548985</u>	Pattern Wheel Cam Block (1st side)	(3/8" max.) complete, Nos. 548391, 548824, 549191 and two 545138
31	<u>548394</u>	Pattern Wheel Cam Block (2nd side)	(1/4" max.)
	<u>548984</u>	Pattern Wheel Cam Block (2nd side)	(1/4" max.) complete, Nos. 545138, 545332, 548391, 548394, 548396 and 549191
32	<u>548825</u>	Pattern Wheel Cam Block (2nd side)	(3/8" max.)
	<u>548986</u>	Pattern Wheel Cam Block (2nd side)	(3/8" max.) complete, Nos. 545138, 545332, 548391, 548396, 548825 and 549191

### Feed Driving Gear Differential

33	<u>548714</u>	Feed Driving Gear Differential	(18 teeth)
34	<u>548715</u>	Feed Driving Gear Differential	(21 teeth)
35	<u>548716</u>	Feed Driving Gear Differential	(22 teeth)
36	<u>548717</u>	Feed Driving Gear Differential	(32 teeth)
37	<u>548718</u>	Feed Driving Gear Differential	(33 teeth)
38	<u>548719</u>	Feed Driving Gear Differential	(34 teeth)
39	<u>548720</u>	Feed Driving Gear Differential	(35 teeth)
40	<u>548721</u>	Feed Driving Gear Differential	(37 teeth)
41	<u>548722</u>	Feed Driving Gear Differential	(38 teeth) (2)

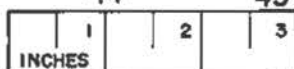
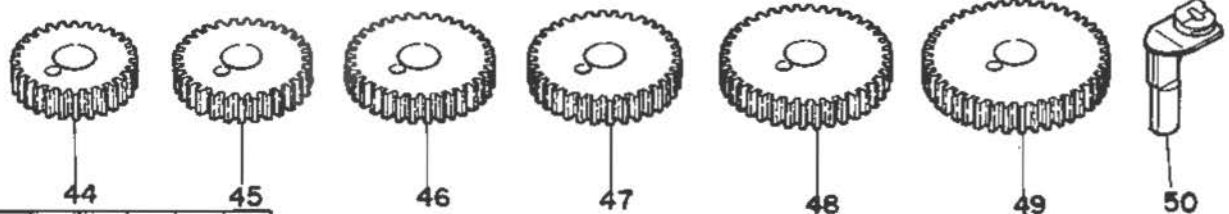
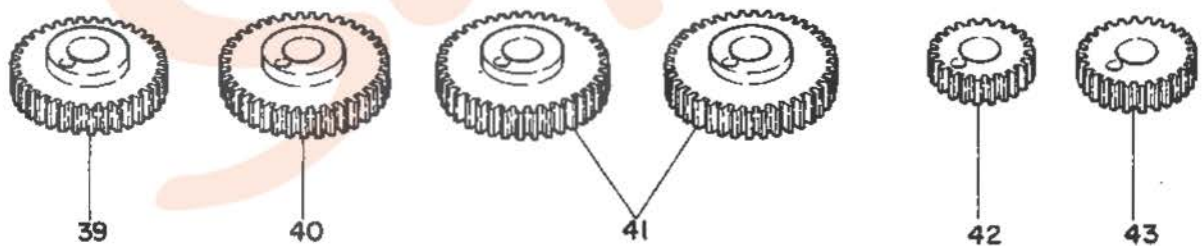
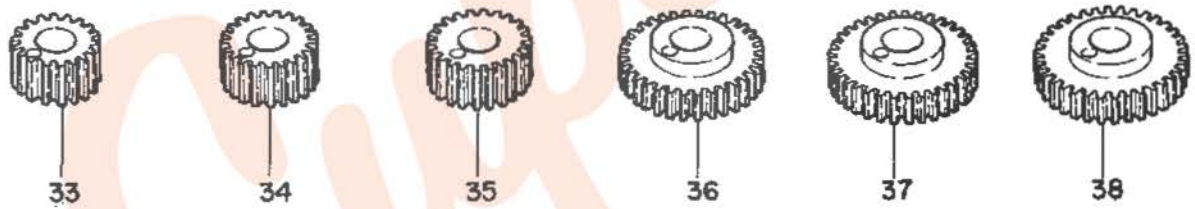
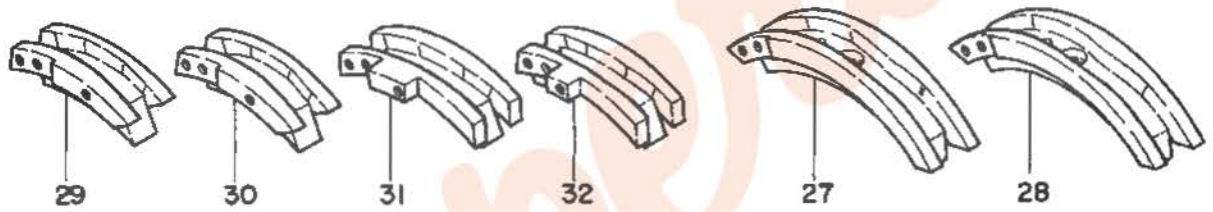
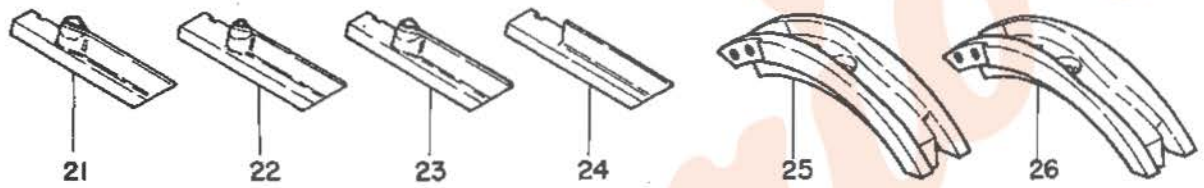
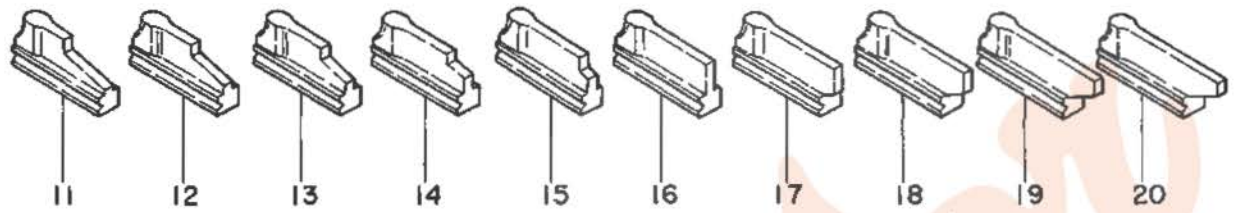
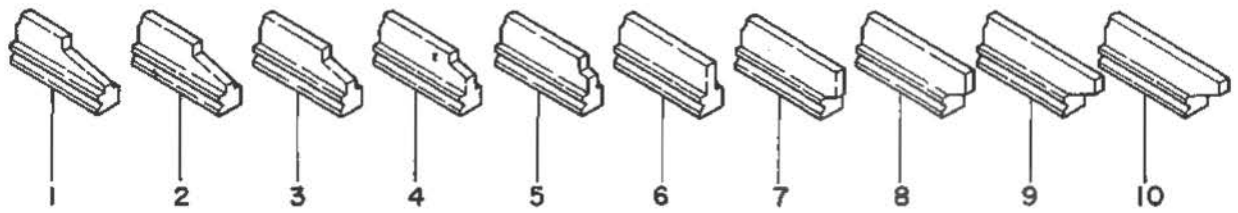
### Stitch Regulating Gears

42	<u>548500</u>	Stitch Regulating Gear	(22 teeth)
43	<u>548501</u>	Stitch Regulating Gear	(26 teeth)
44	<u>548502</u>	Stitch Regulating Gear	(28 teeth)
45	<u>548503</u>	Stitch Regulating Gear	(30 teeth)
46	<u>548504</u>	Stitch Regulating Gear	(33 teeth)
47	<u>548505</u>	Stitch Regulating Gear	(34 teeth)
48	<u>548506</u>	Stitch Regulating Gear	(38 teeth)
49	<u>548507</u>	Stitch Regulating Gear	(42 teeth)

### Throat Plate

50	<u>548937</u>	Throat Plate	(0.5 mm gimp hole)
----	---------------	--------------	--------------------

# FITTINGS (FOR 299U210 MACHINE)



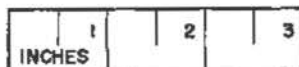
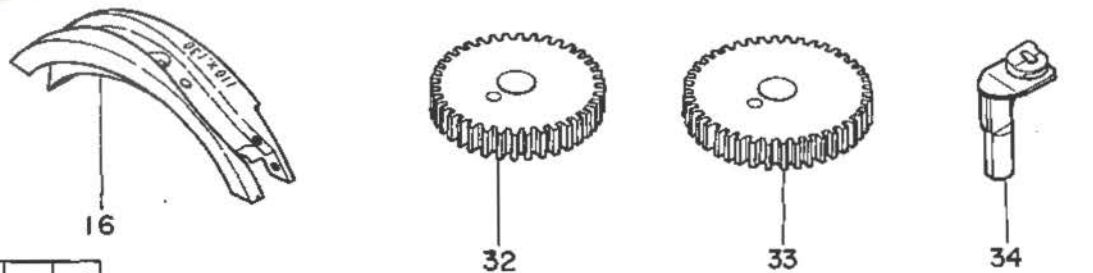
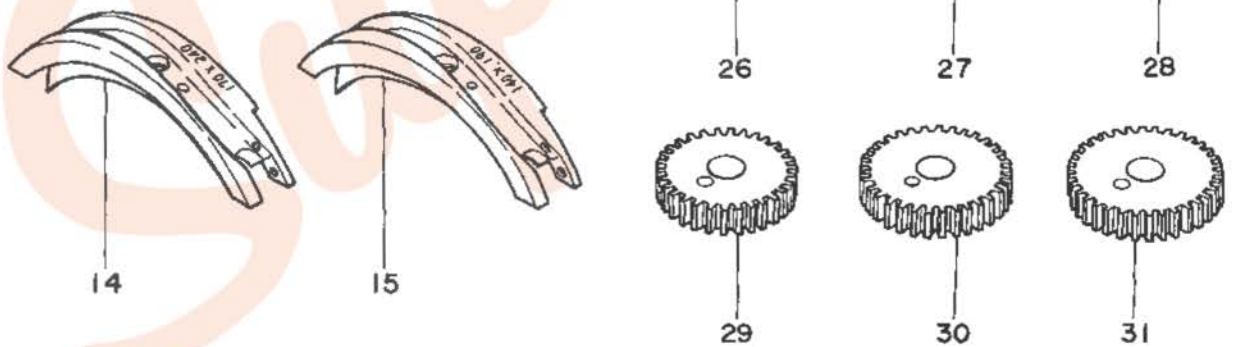
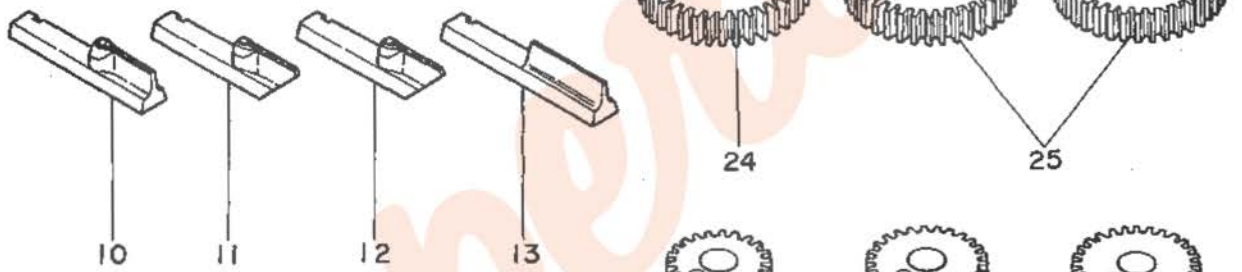
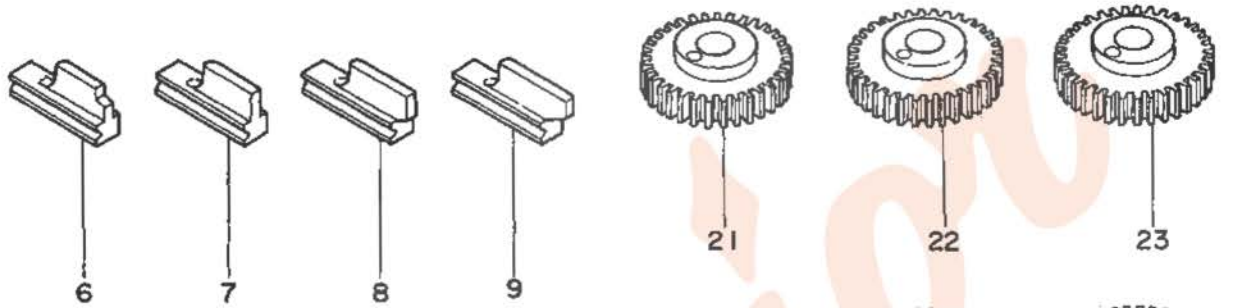
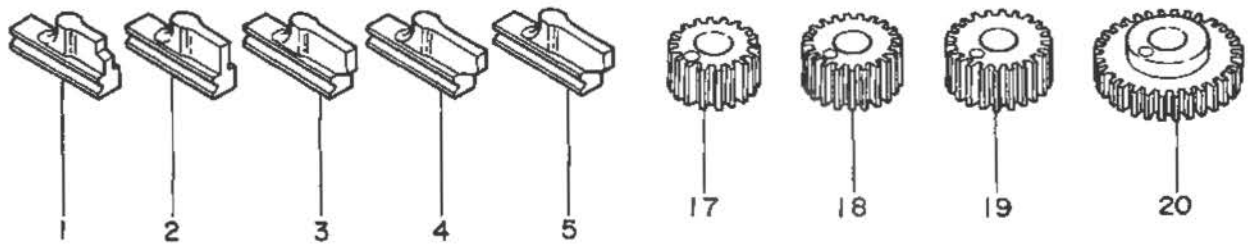


FITTINGS (FOR 299U123 MACHINE)

Note: Parts with underline are furnished with machine.

<u>Ref.</u> <u>No.</u>	<u>Part</u> <u>No.</u>	<u>Description</u>
<u>Buttonhole Cutting Blocks</u>		
1	548835	Buttonhole Cutting Block (eye) (hole length 1/2")
2	548836	Buttonhole Cutting Block (eye) (hole length 5/8")
3	548837	Buttonhole Cutting Block (eye) (hole length 3/4")
4	548838	Buttonhole Cutting Block (eye) (hole length 7/8")
5	548991	Buttonhole Cutting Block (eye) (hole length 1")
6	548839	Buttonhole Cutting Block (straight) (hole length 1/2")
7	548840	Buttonhole Cutting Block (straight) (hole length 5/8")
8	548841	Buttonhole Cutting Block (straight) (hole length 3/4")
9	548842	Buttonhole Cutting Block (straight) (hole length 7/8")
<u>Buttonhole Cutting Knives</u>		
10	548935	Buttonhole Cutting Knife (eye) (.126 x .180)
11	548936	Buttonhole Cutting Knife (eye) (.100 x .157)
12	548992	Buttonhole Cutting Knife (eye) (.126 x .180)
13	255344	Buttonhole Cutting Knife (straight)
<u>Pattern Wheel Cam Blocks (eye)</u>		
14	548856	Pattern Wheel Cam Block (eye) (.170 x .240)
	548982	Pattern Wheel Cam Block (eye) (.170 x .240) 548856 with 548391, 548492 and two 549191
15	548857	Pattern Wheel Cam Block (eye) (.140 x .190)
	548981	Pattern Wheel Cam Block (eye) (.140 x .190) 548857 with 548391, 548492 and two 549191
16	548858	Pattern Wheel Cam Block (eye) (.110 x .130)
	548980	Pattern Wheel Cam Block (eye) (.110 x .130) 548858 with 548391, 548492 and two 549191
<u>Feed Driving Gear Differential</u>		
17	548714	Feed Driving Gear Differential (18 teeth)
18	548715	Feed Driving Gear Differential (21 teeth)
19	548716	Feed Driving Gear Differential (22 teeth)
20	548717	Feed Driving Gear Differential (32 teeth)
21	548718	Feed Driving Gear Differential (33 teeth)
22	548719	Feed Driving Gear Differential (34 teeth)
23	548720	Feed Driving Gear Differential (35 teeth)
24	548721	Feed Driving Gear Differential (37 teeth)
25	548722	Feed Driving Gear Differential (38 teeth) (2)
<u>Stitch Regulating Gears</u>		
26	548500	Stitch Regulating Gear (22 teeth)
27	548501	Stitch Regulating Gear (26 teeth)
28	548502	Stitch Regulating Gear (28 teeth)
29	548503	Stitch Regulating Gear (30 teeth)
30	548504	Stitch Regulating Gear (33 teeth)
31	548505	Stitch Regulating Gear (34 teeth)
32	548506	Stitch Regulating Gear (38 teeth)
33	548507	Stitch Regulating Gear (42 teeth)
<u>Throat Plate</u>		
34	548937	Throat Plate (0.5 mm gimp hole)

# FITTINGS (FOR 299U123 MACHINE)





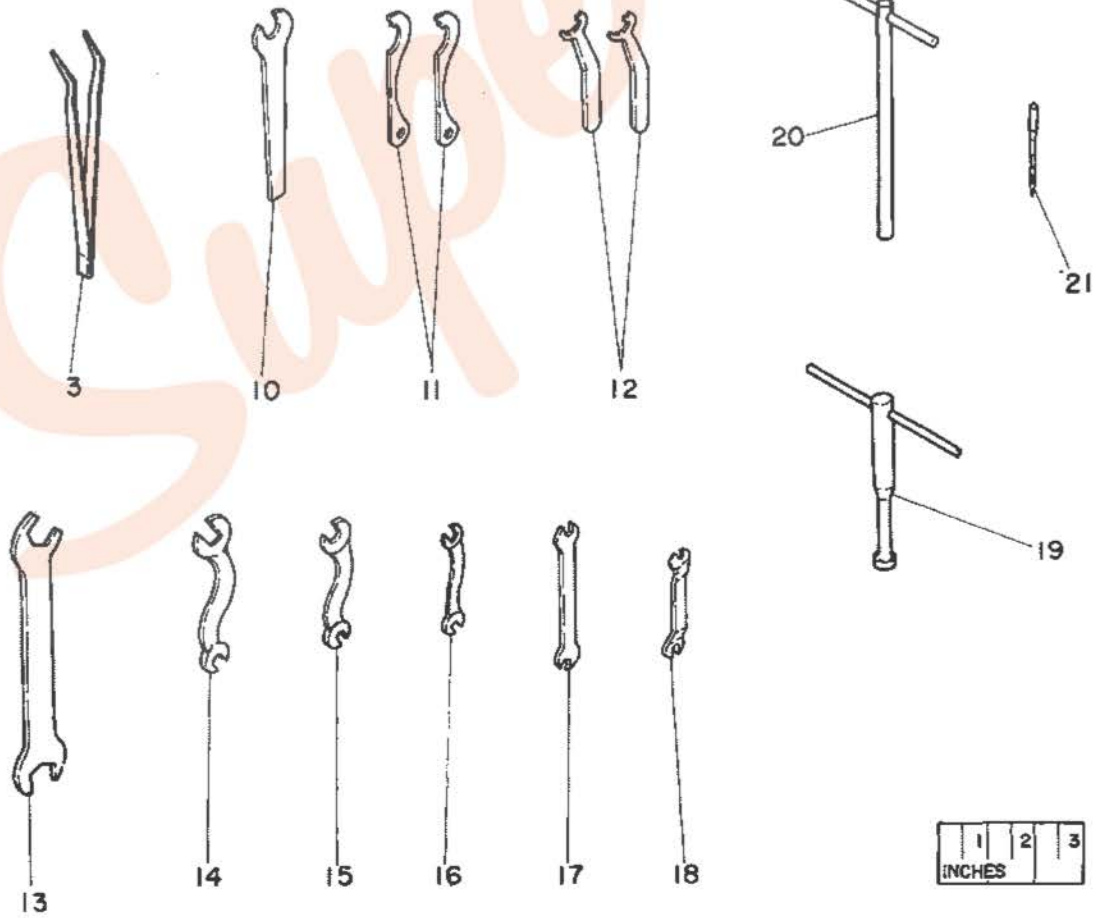
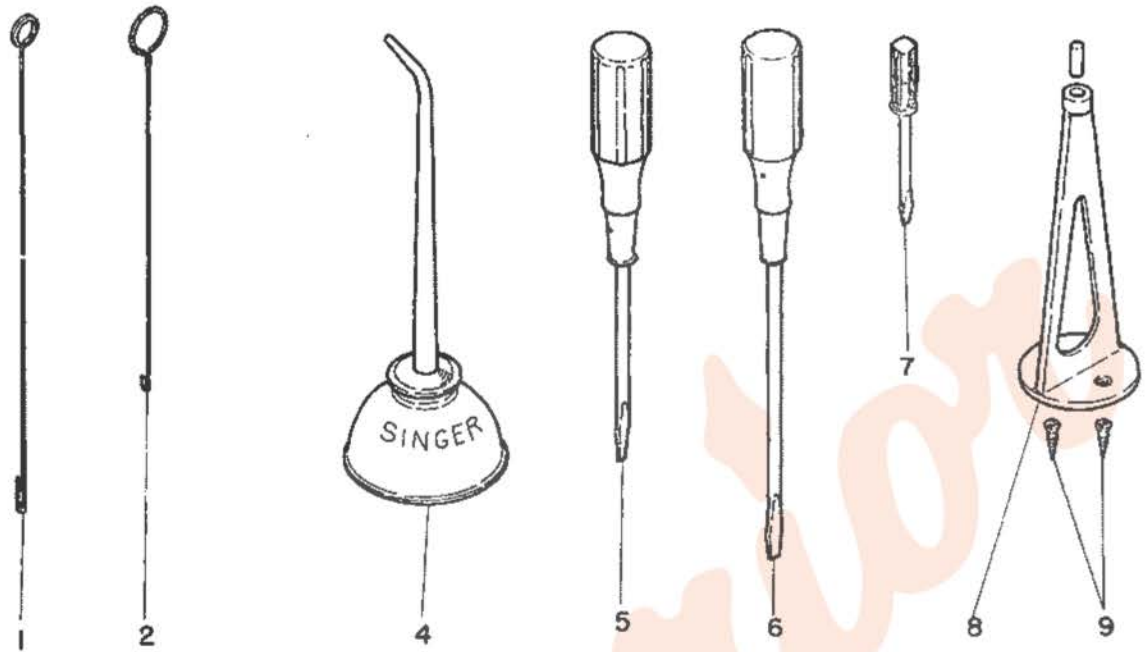
# ACCESSORIES

<u>Ref.</u>	<u>Part</u>	<u>Description</u>
<u>No.</u>	<u>No.</u>	
1	548695	Thread Wire (large)
2	548696	Thread Wire (small)
3	546656	Tweezers
4	548699	Oiler (copper plated)
5	548702	Screw Driver (5 in. blade)
6	548701	Screw Driver (8 in. blade)
7	541514	Screw Driver
8	548698	Machine Rest (high) with two 549298 (5 x 25)
9	549298	Wood Screw (5 x 25) (2)
10	548803	Wrench for 545339
11	548705	Wrench for 545431 (2)
12	548711	Wrench for 545430, 545432 (2)
13	548704	Wrench for 545439
14	548710	Wrench for 545427, 545441
15	548709	Wrench for 545365, 545436
16	548708	Wrench for 504507, 548360
17	546657	Wrench for 545245, 545247
18	548703	Wrench for 545425, 545426
19	548707	Wrench for 545330, 545417
20	548706	Wrench for 548186, 548443 and 548511
21	**CAT. 1413	Needle (142X5) #17 (6)
	CAT. 1413	Needle (142X5) #19 (6), for 299U123

Available at extra charge

548924	Hand Reamer (2.0ø, taper 1/50)
548925	Hand Reamer (3.0ø, taper 1/50)
548926	Hand Reamer (4.0ø, taper 1/50)
548927	Hand Reamer (5.0ø, taper 1/50)

# ACCESSORIES





## ACCESSORIES

### MACHINE OIL DRIP PAN, MACHINE SUPPORT, CUTTING BLOCKS, CUTTING KNIVES, STITCH REGULATING GEARS

<u>Ref. No.</u>	<u>Part No.</u>	<u>Description</u>
1	**548753	Buttonhole Cutting Block (straight) (hole length 5/8")
2	**548765	Buttonhole Cutting Block (eye) (hole length 7/8")
3	**548767	Buttonhole Cutting Block (eye) (hole length 1-1/8")
4	**548066	Buttonhole Cutting Knife (straight)
5	*256654	Buttonhole Cutting Knife (eye) (.135 x .228)
	548886	Buttonhole Cutting Knife (eye) (.120 x .180), for 299U110 (See page 129, reference No. 23)
6	548500	Stitch Regulating Gear (22 teeth)
7	548502	Stitch Regulating Gear (28 teeth)
8	548506	Stitch Regulating Gear (38 teeth)
9	548298	Machine Support (right)
10	548300	Machine Support Mounting Pad (upper) (4)
11	548296	Machine Oil Drip Pan
12	548297	Machine Support (left)
13	548301	Machine Tilting Latching Lever
14	545293 (803)	Machine Tilting Latching Lever Hinge Screw
15	548302	Machine Tilting Latching Lever Hinge Screw Spring
16	548303	Machine Tilting Latching Lever Hinge Screw Spring Washer
17	548299	Machine Support Mounting Pad (lower) (4)
18	549297	Machine Support Wood Screw (5.5 x 56) (4)
	548829	Machine Support (left) complete, Nos. 545293 (803), 548297, 548301 to 548303, two each 548299, 548300 and 549297 (5.5 x 56)
	548830	Machine Support (right) complete, Nos. 548298, two each 548299, 548300 and 549297 (5.5 x 56)

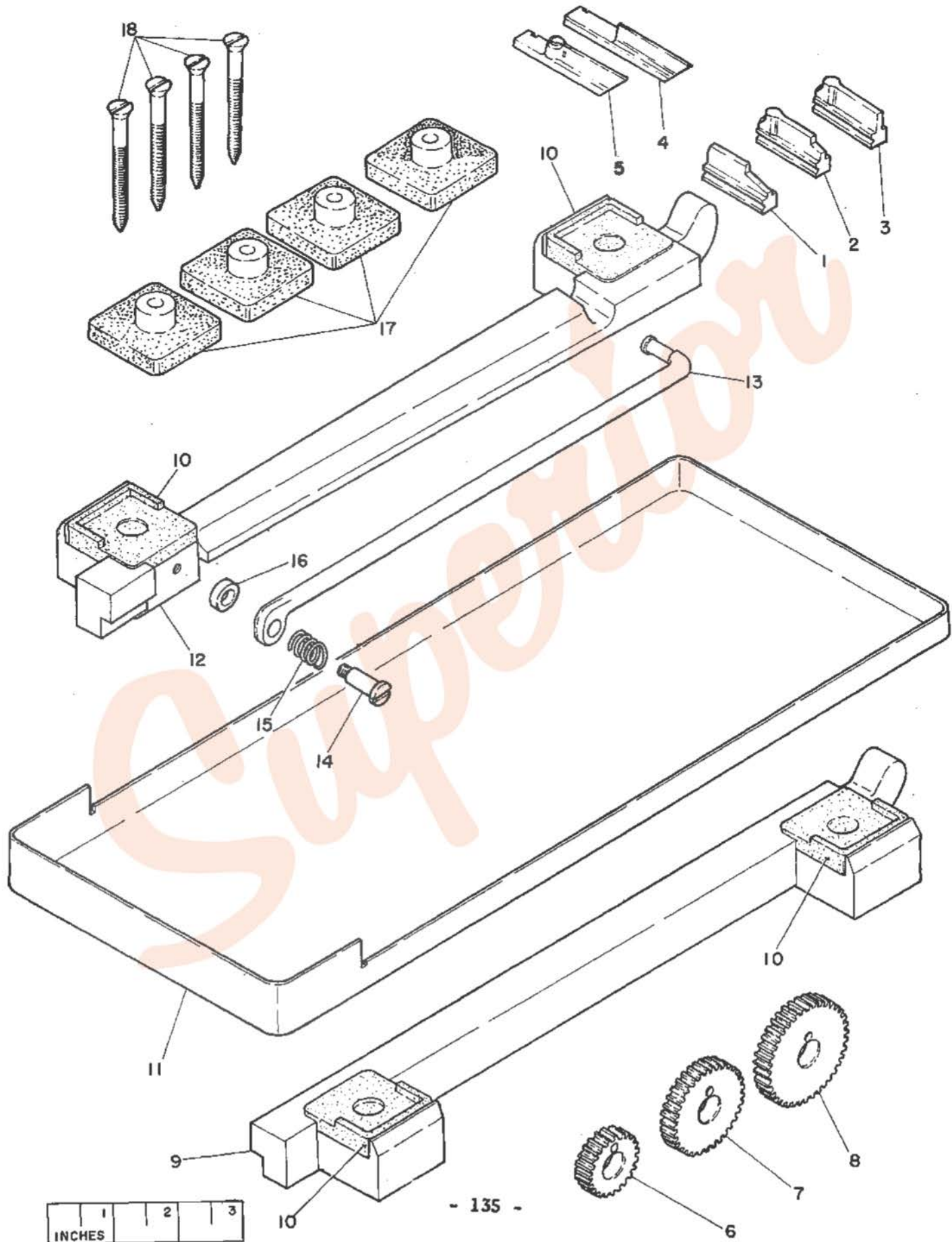
#### Parts for 299U123 Machine

(See page 131)

548836	Buttonhole Cutting Block (eye) (hole length 5/8")
548837	Buttonhole Cutting Block (eye) (hole length 3/4")
548935	Buttonhole Cutting Knife (eye) (.126 x .180)

## ACCESSORIES

MACHINE OIL DRIP PAN, MACHINE SUPPORT, CUTTING BLOCKS  
CUTTING KNIVES, STITCH REGULATING GEARS



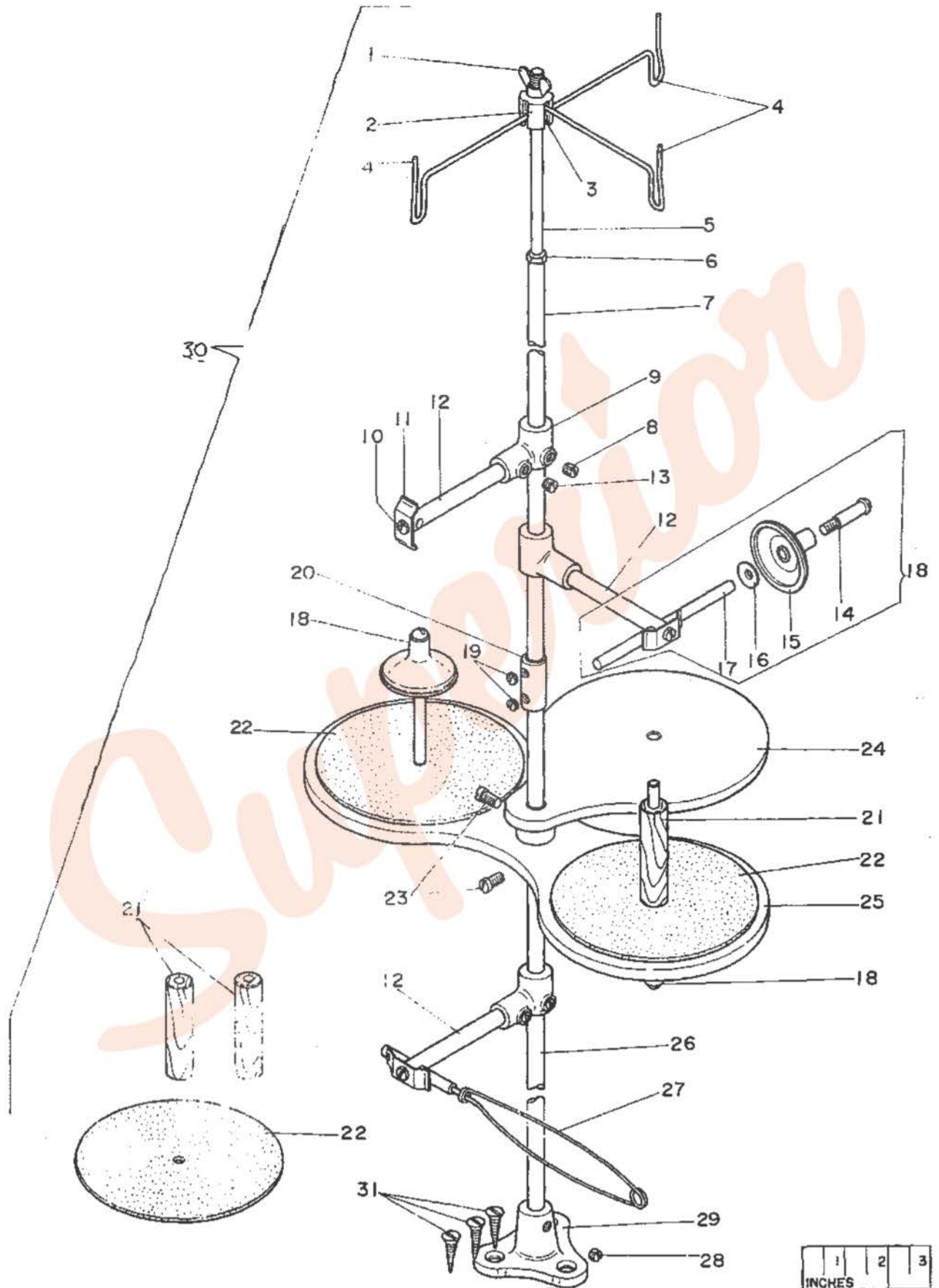


# ACCESSORIES

## THREAD UNWINDER (FOR THREE SPOOLS)

<u>Ref. No.</u>	<u>Part No.</u>	<u>Description</u>
1	545465 (856)	Thread Unwinder Thread Guide Screw Stud Nut
2	548821	Thread Unwinder Thread Guide Position Cup
3	546735	Thread Unwinder Thread Guide Washer
4	548820	Thread Unwinder Thread Guide (3)
5	548822	Thread Unwinder Thread Guide Screw Stud
6	545467 (819)	Thread Unwinder Thread Guide Screw Stud Lock Nut
7	548816	Thread Unwinder Spool Rest Rod (upper)
8	504029 (833)	Thread Unwinder Spool Pin Arm Bracket Set Screw (3)
9	548808	Thread Unwinder Spool Pin Arm Bracket with two 504029 (833) (3)
10	545307 (809)	Thread Unwinder Spool Pin Retaining Spring Screw (3)
11	548810	Thread Unwinder Spool Pin Retaining Spring (3)
12	548807	Thread Unwinder Spool Pin Arm with 545307 (809) and 548810 (3)
13	504029 (833)	Thread Unwinder Spool Pin Arm Set Screw (3)
14	549143 (809)	Thread Unwinder Spool Pin Cap Hinge Screw (3)
15	548809	Thread Unwinder Spool Pin Cap (3)
16	548811	Thread Unwinder Spool Pin Washer (3)
17	548805	Thread Unwinder Spool Pin (3)
18	548823	Thread Unwinder Spool Pin complete, Nos. 548805, 548809, 548811 and 549143 (809) (3)
19	504138 (819)	Thread Unwinder Spool Rest Rod Coupling Set Screw (2)
20	548817	Thread Unwinder Spool Rest Rod Coupling with two 504138 (819)
21	548806	Thread Unwinder Spool Pin (wood) (3)
22	548814	Thread Unwinder Spool Rest Cushion (felt) (3)
23	549145 (850)	Thread Unwinder Spool Rest Set Screw (2)
24	548812	Thread Unwinder Spool Rest (for one spool) (flat) with 549145 (850)
25	548813	Thread Unwinder Spool Rest (for two spools) (flat) with 549145 (850)
26	548815	Thread Unwinder Spool Rest Rod (lower)
27	548819	Thread Unwinder Thread Cop Holder
28	549144 (833)	Thread Unwinder Spool Rest Rod Set Screw
29	548818	Thread Unwinder Spool Stand with 549144 (833)
30	548712	Thread Unwinder (for three spools) complete, Nos. 545465 (856), 545467 (819), 546735, 548812, 548813, 548815 to 548819, 548821, 548822, three each 548806 to 548808, 548814, 548820, 548823 and Wood Screw (5.5 x 30)
31		Wood Screw (3)

ACCESSORIES  
THREAD UNWINDER (FOR THREE SPOOLS)





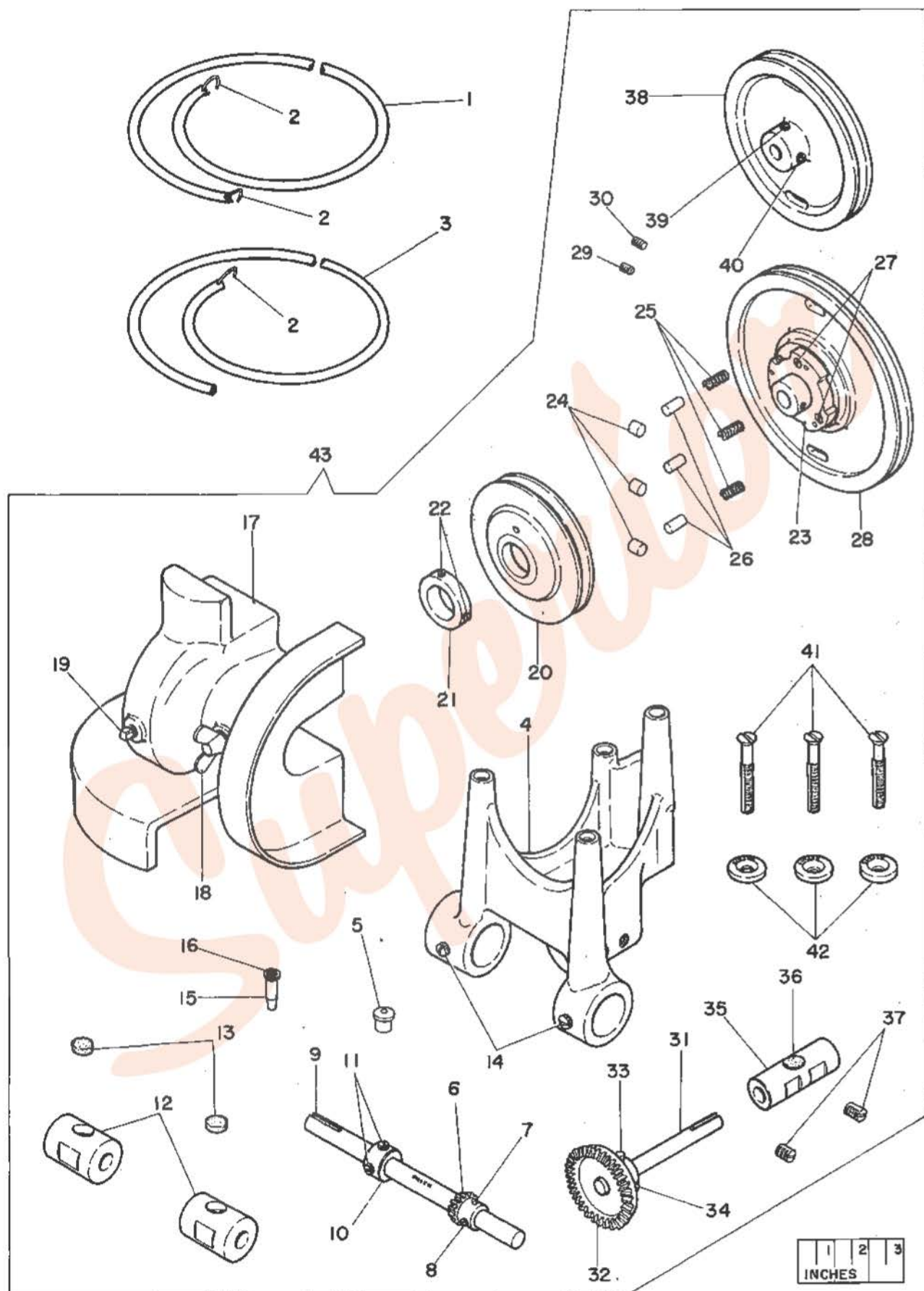
# ACCESSORIES

## DRIVING ATTACHMENT, BELTS

Ref. No.	Part No.	Description
1	548748	Belt, Size 5/16 in. diam., Length 83 in., with two 548749
2	548749	Belt Hook for 548748 & 548750 (3)
3	548750	Belt, Size 3/8 in. diam., Length 57 in., with 548749
4	548732	Driving Attachment Bracket with 548733, 548734 and four 549026 (803)
5	548733	Driving Attachment Bracket Oil Cup
6	548725	Buttonhole Cutter Driving Pulley Driving Pinion (16 teeth) with 154780 (850)
7	548726	Buttonhole Cutter Driving Pulley Driving Pinion Pin
8	154780 (850)	Buttonhole Cutter Driving Pulley Driving Pinion Set Screw
9	548738	Driving Pulley Shaft
10	548741	Driving Pulley Shaft Collar with two 545237 (830)
11	545237 (830)	Driving Pulley Shaft Collar Set Screw (2)
12	548739	Driving Pulley Shaft Bushing with 548740 (2)
13	548740	Driving Pulley Shaft Bushing Oil Packing (felt) (2)
14	549026 (803)	Driving Pulley Shaft Bushing Set Screw (2)
15	548734	Driving Attachment Bracket Oil Tube with 548735
16	548735	Driving Attachment Bracket Oil Tube Packing (wick)
17	548731	Driving Attachment Belt Guard with 549021 (805)
18	549022 (805)	Driving Attachment Belt Guard Thumb Screw
19	549021 (805)	Driving Attachment Belt Guard Drain Plug
20	548742	Machine Driving Pulley
21	548743	Machine Driving Pulley Collar with two 545237 (830)
22	545237 (830)	Machine Driving Pulley Collar Set Screw (2)
23	548744	Machine Driving Pulley Clutch
24	548745	Machine Driving Pulley Clutch Roller (3)
25	548746	Machine Driving Pulley Clutch Roller Spring (3)
26	548747	Machine Driving Pulley Clutch Roller Spring Plunger (3)
27	549028 (810)	Machine Driving Pulley Clutch Screw (3)
28	548737	Driving Pulley (6 in. dia.) with 549024 (803) and 549025 (803)
29	549024 (803)	Driving Pulley Position Screw
30	549025 (803)	Driving Pulley Set Screw
31	548727	Buttonhole Cutter Driving Pulley Shaft
32	548730	Buttonhole Cutter Driving Pulley Shaft Gear (48 teeth) with 504029 (833)
33	548726	Buttonhole Cutter Driving Pulley Shaft Gear Pin
34	504029 (833)	Buttonhole Cutter Driving Pulley Shaft Gear Set Screw
35	548728	Buttonhole Cutter Driving Pulley Shaft Bushing with 548729
36	548729	Buttonhole Cutter Driving Pulley Shaft Bushing Oil Packing (felt)
37	549026 (803)	Buttonhole Cutter Driving Pulley Shaft Bushing Set Screw (2)
38	548724	Buttonhole Cutter Driving Pulley (4-5/8 in. dia.) with 549005 (803) and 549008 (803)
39	549005 (803)	Buttonhole Cutter Driving Pulley Position Screw
40	549008 (803)	Buttonhole Cutter Driving Pulley Set Screw
41	549023 (819)	Driving Attachment Bracket Screw (3)
42	548736	Driving Attachment Bracket Screw Washer (3)
43	548723	Driving Attachment complete, Nos. 548724 to 548726, 548728, 548730 to 548732, 548737, 548738, 548741 to 548744, 549022 (805), two 548739, three each 548736, 548745 to 548747, 549023 (819) and 549028 (810)

# ACCESSORIES

## DRIVING ATTACHMENT, BELTS





# NUMERICAL LIST OF PARTS

<u>Part No.</u>	<u>Page No.</u>	<u>Part No.</u>	<u>Page No.</u>	<u>Part No.</u>	<u>Page No.</u>
229.....118		504071...62		545224...60	
CAT.1413....132		504078...98, 116		545226...62	
2102.....58		504084...58, 72, 82, 94,		545229...90, 92, 98	
105185...82, 86		98, 102, 106,		545232...64, 74	
154780...60, 138		108, 112, 116		545233...68, 104	
154981...78		504091...76		545234...70	
154983...86, 96, 122		504095...68, 78		545235...70, 106, 108	
201875...122		504098...58, 122		545237...74, 138	
232271...110		504102...68, 82		545238...70	
252272...110		504110...90		545239...70	
255622...118		504112...124		545240...74	
255623...118		504115...70		545241...74	
255647...124		504134...62, 86, 92, 104,		545242...74	
255653...124		106, 108, 112		545243...70	
255656...120		504138...136		545244...70, 82, 104	
255657...120		504502...102		545245...70	
255659...122		504507...72, 86		545246...70, 72, 76, 98	
255693...122		541514...132		545247...70	
255774...124		545007...96		545248...70	
255775...124		545103...86		545249...70	
254070...118		545108...104		545250...70, 78, 84, 88	
254112...118		545137...60, 68		545251...70	
255344...130		545138...70, 90, 100, 114,		545252...70	
256635...84		118, 126		545253...92	
256654...70, 126, 128, 134		545139...66		545254...72	
504007...82		545143...72, 122		545255...72	
504020...60, 66		545144...72		545256...72, 102	
504029...60, 78, 92, 98,		545146...88		545257...74, 122	
112, 136, 138		545148...104		545258...74	
504048...106, 108		545151...88		545259...68, 72, 74, 90,	
504051...74, 76, 80, 84,		545153...84, 94, 110		92, 110	
86, 92, 106, 118		545159...94, 112		545260...72, 110, 112	
504056...60, 66, 68, 74,		545183...102		545261...72	
98, 100, 104, 114		545193...84		545262...72	
504063...58, 66, 72, 76,		545222...58			
80, 106, 108, 112,		545223...58			
118, 122					

# NUMERICAL LIST OF PARTS

<u>Part No.</u>	<u>Page No.</u>	<u>Part No.</u>	<u>Page No.</u>	<u>Part No.</u>	<u>Page No.</u>
545263...	72, 78, 80	545300...	82	545333...	90
545264...	72, 76, 94, 96, 98, 112, 114, 116	545301...	82, 122	545334...	78, 90
545265...	78	545302...	82	545335...	76, 120
545266...	78	545303...	82, 116	545336...	66
545267...	76, 88, 92	545304...	58, 86, 94	545337...	66
545268...	76	545305...	86	545338...	94, 102
545269...	76	545306...	82, 116	545339...	92
545270...	76	545307...	58, 106, 108, 116, 118, 136	545340...	68, 78, 92, 100
545271...	76, 90	545308...	58	545341...	94
545272...	76, 78	545309...	58	545342...	102
545273...	76	545310...	58	545343...	102
545274...	60, 122	545311...	58	545345...	102
545275...	60	545312...	84	545346...	92
545276...	104	545313...	60, 104	545347...	70, 82, 90, 94
545277...	78	545314...	60, 74, 80, 90, 102, 116, 118, 124	545348...	94
545278...	78	545315...	84	545349...	98
545279...	106	545316...	86	545350...	94
545280...	58, 106	545318...	72	545351...	94
545281...	106	545319...	84	545353...	98
545282...	96	545320...	84, 86	545354...	100
545283...	96	545321...	88	545355...	100
545286...	60	545322...	88	545356...	72, 100
545288...	80	545323...	60, 88, 122	545357...	96
545289...	94, 110	545324...	88	545358...	96
545291...	80, 84	545325...	60, 82, 86, 88, 122, 124	545359...	98
545292...	80, 84, 120	545326...	84	545360...	98
545293...	80, 134	545327...	84	545361...	78, 96, 98
545294...	80	545328...	88	545362...	98
545295...	62, 68	545329...	88	545363...	100
545296...	82	545330...	90	545364...	100
545297...	82	545331...	74, 90	545365...	72, 100
545298...	68	545332...	114, 126	545366...	102
545299...	82, 106, 108, 118			545367...	102, 112
				545368...	106
				545369...	102



# NUMERICAL LIST OF PARTS

<u>Part No.</u>	<u>Page No.</u>	<u>Part No.</u>	<u>Page No.</u>	<u>Part No.</u>	<u>Page No.</u>
545370...92, 100		545419...70		546735...136	
545371...106, 108		545420...74		548003...58	
545372...106, 108		545421...72		548005...58	
545373...106, 108, 124		545422...72		548006...60	
545374...106, 108		545423...76		548007...60	
545375...106, 108		545424...60, 88, 122		548008...60, 74, 76, 92 104	
545376...110		545425...60, 82, 88, 96 122		548010...60	
545377...78		545426...60, 88, 122		548011...60, 66, 68, 104	
545378...78		545427...104		548012...60	
545379...72, 78, 112		545428...78, 94		548023...62	
545380...110		545429...80		548027...62	
545381...112		545430...80		548032...64	
545382...112		545431...80		548035...66, 74	
545383...112		545432...80		548036...68	
545384...106, 108		545434...84		548037...68	
545385...74, 98		545435...84		548038...66, 68, 100, 104	
545386...96		545436...94, 112		548039...68	
545387...72		545437...86, 116		548040...58	
545388...96		545439...90		548041...58	
545389...110		545440...66		548042...68	
545390...110, 116		545441...100		548043...58	
545391...110, 116		545442...84, 102, 118		548044...58	
545392...110		545443...78, 106, 108		548046...68	
545393...110		545445...72		548049...70	
545394...110		545446...96		548050...70	
545395...110, 112		545447...90		548051...74	
545396...110, 112		545465...136		548052...74	
545397...110		545467...136		548053...70	
545398...110		545476...60		548054...70, 102	
545400...80		545496...58		548055...70	
545404...82, 86		546017...62, 64		548056...70	
545409...58		546656...132		548057...70	
545411...88		546657...132		548058...74	
545417...70		546698...106, 108		548059...74	
545418...70, 98					

# NUMERICAL LIST OF PARTS

<u>Part No.</u>	<u>Page No.</u>	<u>Part No.</u>	<u>Page No.</u>	<u>Part No.</u>	<u>Page No.</u>
548060...74		548095...72		548134...68	
548061...72, 74, 94, 116 124		548096...72		548135...68	
548062...74		548097...72		548136...68	
548063...74		548098...74		548137...68	
548064...68, 74		548099...74		548139...78	
548065...126		548100...74		548140...78	
548066...126, 128, 134		548101...74		548141...78	
548067...70		548102...74		548142...76, 92	
548068...70		548103...74, 110		548143...76	
548069...70		548104...74		548144...76	
548070...70		548105...74		548145...76	
548071...70		548106...74		548146...76	
548072...74		548107...74		548147...76	
548073...70		548108...74, 82		548148...76	
548074...74		548109...74		548149...76	
548075...70		548110...74		548150...76	
548076...70		548112...72		548151...76, 112	
548077...70		548113...72		548152...76	
548078...70		548114...72		548153...76	
548079...70		548115...72		548154...58, 76, 78	
548080...70		548116...72		548155...76	
548081...70		548117...72		548156...76	
548082...70		548118...72		548157...76	
548083...70		548119...72		548158...76	
548084...72, 94		548121...78		548159...76	
548085...70		548122...78		548160...76	
548086...84		548123...78		548161...60	
548087...70		548124...78		548164...60	
548088...70		548126...72		548165...60	
548089...92		548128...68		548166...60	
548090...72		548129...68		548167...58, 60, 72, 82, 86, 96, 106, 116, 122	
548091...72, 96		548130...68		548168...60	
548093...100		548131...68		548169...104	
548094...72		548132...68		548170...104	
		548133...68			



# NUMERICAL LIST OF PARTS

<u>Part No.</u>	<u>Page No.</u>	<u>Part No.</u>	<u>Page No.</u>	<u>Part No.</u>	<u>Page No.</u>
548171...104		548213...80		548248...82	
548173...104		548214...80		548249...82	
548174...104		548215...80		548250...82	
548175...78		548216...80		548251...82	
548176...78		548217...80		548252...68	
548177...78		548218...82		548253...68	
548178...78		548219...82		548254...82	
548179...78		548220...82		548255...82	
548180...78		548221...82		548257...82	
548181...78		548222...82		548259...80	
548182...78		548223...82		548260...80	
548183...78		548224...82		548261...82	
548184...78		548225...82		548262...82	
548185...78		548226...82, 106, 108		548264...86	
548186...98, 116		548227...80		548265...82, 86	
548187...106		548228...80		548266...86	
548188...106		548229...80		548267...82	
548189...96		548230...80		548268...82	
548190...96		548231...80		548269...86	
548192...96		548232...80		548270...86	
548194...106		548233...80		548271...68	
548195...106		548234...80		548272...86	
548199...104		548235...80		548273...86	
548200...104		548236...80		548274...82, 86	
548202...96, 104		548237...80		548275...82	
548203...98, 104		548238...80		548276...82	
548204...104		548239...80		548277...82	
548205...80		548240...80		548278...66	
548206...80		548241...80		548279...66	
548207...80		548242...80		548280...58	
548208...80		548243...68		548281...58	
548209...80		548244...68, 92		548282...58	
548210...80		548245...80		548283...58	
548211...80		548246...80		548284...58	
548212...80		548247...82		548285...58	

# NUMERICAL LIST OF PARTS

<u>Part No.</u>	<u>Page No.</u>	<u>Part No.</u>	<u>Page No.</u>	<u>Part No.</u>	<u>Page No.</u>
548286...58		548325...84		548364...60, 88, 122	
548287...58		548326...84		548365...88	
548288...58		548327...84		548366...88	
548290...58		548328...104		548367...60, 88, 122	
548291...58		548329...86		548368...104	
548292...58		548333...88		548369...104	
548293...58		548334...84		548370...104	
548296...134		548335...84		548371...84	
548297...134		548336...86		548372...84	
548298...134		548337...84		548373...84	
548299...134		548338...84		548374...84	
548300...134		548339...84		548375...84	
548301...134		548340...84		548376...84	
548302...134		548341...72		548377...88	
548303...134		548342...84		548378...88	
548304...84		548343...72		548379...88	
548305...84		548344...84		548380...88	
548307...84		548345...84		548381...88	
548308...60		548346...84		548382...88	
548309...60		548347...84		548383...88	
548310...60		548348...84		548384...90	
548311...60		548349...86		548385...90	
548312...84		548350...86		548386...90	
548313...84		548351...86		548387...90	
548314...84		548352...86		548388...90	
548315...80		548353...86		548389...90, 126, 128	
548316...84		548354...86		548391...90, 114, 126	
548317...84		548355...86		548392...126	
548318...84		548356...86		548393...120, 126	
548319...84		548357...88		548394...114, 128	
548320...84		548359...88		548395...120, 126	
548321...84		548360...88		548396...114, 126	
548322...84		548361...60, 88, 122		548397...90	
548323...84		548362...60, 88, 122		548398...90	
548324...84		548363...60, 88, 122		548399...90	



# NUMERICAL LIST OF PARTS

<u>Part No.</u>	<u>Page No.</u>	<u>Part No.</u>	<u>Page No.</u>	<u>Part No.</u>	<u>Page No.</u>
548400...90		548437...94		548476...100	
548401...90		548438...92		548477...100	
548402...90		548439...92		548478...100	
548403...90		548441...92		548479...100	
548404...90		548442...92		548480...72, 100, 106, 108	
548405...90		548443...82, 92		548481...100	
548406...90, 118, 124		548444...92		548482...66	
548407...90		548445...94		548483...66	
548408...90		548446...94		548484...66	
548409...90		548449...94		548485...66	
548410...90		548450...94		548486...92	
548411...90		548451...96		548487...92	
548413...76		548452...94		548488...96	
548414...90		548453...102		548489...96	
548415...90, 92		548454...102		548490...96, 114	
548417...92		548455...92		548491...74	
548418...92		548456...92		548492...70, 74, 90, 104, 118	
548419...76, 92		548457...94		548493...96	
548420...92		548458...94		548494...96	
548421...92		548459...94		548495...96	
548422...76, 92		548460...94		548496...78	
548423...76, 92		548461...98		548497...78	
548424...66		548462...98		548498...96	
548425...66		548463...98		548499...96	
548426...58		548465...98		548500...126, 128, 130, 134	
548427...66		548466...98		548501...126, 128, 130	
548428...66, 98, 114		548467...98		548502...126, 128, 130, 134	
548429...66		548468...98		548503...126, 128, 130	
548430...68		548469...98		548504...104, 126, 128, 130	
548431...68		548470...94		548505...126, 128, 130	
548432...66		548471...94		548506...126, 128, 130, 134	
548433...66		548472...94		548507...126, 128, 130	
548434...66		548473...94			
548435...94		548474...94, 116			
548436...94		548475...98			

# NUMERICAL LIST OF PARTS

<u>Part No.</u>	<u>Page No.</u>	<u>Part No.</u>	<u>Page No.</u>	<u>Part No.</u>	<u>Page No.</u>
548508...104		548544...102		548584...78	
548509...104		548545...102		548586...78	
548510...98		548546...102		548587...78	
548511...78, 98, 100		548547...102		548588...78	
548512...98		548549...100		548589...78	
548513...98		548550...100		548590...110	
548514...98		548551...80		548591...112	
548515...98		548552...104		548592...78, 112	
548516...98		548553...104		548593...112	
548517...98		548555...104		548594...112	
548518...98		548557...106		548595...112	
548519...98		548558...108		548596...112	
548520...98		548559...106, 108		548597...112	
548521...98		548561...106, 108		548598...112	
548522...98		548563...108		548599...112	
548523...98		548564...106, 108		548601...106	
548524...98		548565...106, 108		548602...108	
548525...98		548566...106, 108		548603...70, 106, 108	
548526...98		548567...106, 108		548604...106	
548527...98		548568...106		548605...72	
548529...98		548569...108		548606...108	
548530...98		548570...106		548607...112	
548531...100		548571...108		548609...72	
548532...100		548572...106		548610...72	
548533...100		548573...108		548611...74	
548534...100		548574...106, 108		548612...74	
548535...100		548575...106		548613...74	
548536...100		548576...108		548614...74	
548537...100		548577...106, 108		548615...74	
548538...102		548578...110		548616...72	
548539...102		548579...106, 108		548617...96	
548540...102		548580...106		548618...96	
548541...102		548581...108		548619...96	
548542...102		548582...110		548620...72	
548543...102		548583...110		548622...114	

# NUMERICAL LIST OF PARTS

<u>Part No.</u>	<u>Page No.</u>	<u>Part No.</u>	<u>Page No.</u>	<u>Part No.</u>	<u>Page No.</u>
548623...74		548664...114		548706...132	
548624...106		548666...114		548707...132	
548625...112		548668...114		548708...132	
548626...102		548669...114		548709...132	
548627...112		548670...114		548710...132	
548628...112		548671...114		548711...132	
548629...112		548672...114		548712...136	
548630...90		548676...116		548713...70	
548631...90		548677...116		548714...104, 126, 128, 130	
548632...110		548678...116		548715...126, 128, 130	
548634...110		548679...116		548716...118, 126, 128, 130	
548635...110		548681...116		548717...104, 126, 128, 130	
548636...110		548682...116		548718...118, 126, 128, 130	
548637...110		548683...116		548719...118, 126, 128, 130	
548638...110		548684...116		548720...126, 128, 130	
548639...72, 110		548685...116		548721...118, 126, 128, 130	
548640...110		548686...116		548722...104, 126, 128, 130	
548641...110		548687...116		548723...138	
548642...110		548688...116		548724...138	
548643...112		548689...116		548725...138	
548644...112		548690...116		548726...138	
548645...110		548691...116		548727...138	
548646...110		548692...116		548728...138	
548647...110		548693...116		548729...138	
548650...92		548694...116		548730...138	
548651...66		548695...132		548731...138	
548652...98		548696...132		548732...138	
548653...96		548698...132		548733...138	
548654...112		548699...132		548734...138	
548657...66				548735...138	
548659...96		548701...132			
548660...96		548702...132			
548661...74		548703...132			
548662...74		548704...132			
548663...114		548705...132			



# NUMERICAL LIST OF PARTS

<u>Part No.</u>	<u>Page No.</u>	<u>Part No.</u>	<u>Page No.</u>	<u>Part No.</u>	<u>Page No.</u>
548736...138		548772...76		548831...104	
548737...138		548773...116		548832...114	
548738...138		548796...86			
548739...138		548797...106, 108		548834...60, 122	
548740...138		548800...94		548835...130	
548741...138		548801...114, 128		548836...130, 134	
548742...138		548802...126		548837...118, 130, 134	
548743...138		548803...132		548838...130	
548744...138		548804...128		548839...130	
548745...138		548805...136		548840...130	
548746...138		548806...136		548841...130	
548747...138		548807...136		548842...130	
548748...138		548808...136		548843...118	
548749...138		548809...136		548844...118	
548750...138		548810...136		548845...118	
548752...126, 128		548811...136		548846...118	
548753...126, 128, 134		548812...136		548847...118	
548754...126, 128		548813...136		548848...118	
548755...126, 128		548814...136		548849...118	
548756...126, 128		548815...136		548850...84	
548757...126, 128		548816...136		548851...124	
548758...126, 128		548817...136		548852...124	
548759...126, 128		548818...136		548853...118	
548760...126, 128		548819...136		548854...118	
548761...126, 128		548820...136		548855...118	
548762...126, 128		548821...136		548856...130	
548763...126, 128		548822...136		548857...120, 130	
548764...126, 128		548823...136		548858...130	
548765...126, 128, 134		548824...128		548859...120	
548766...70, 126, 128		548825...128		548860...120	
548767...126, 128, 134		548826...126, 128		548861...120	
548768...126, 128		548827...126, 128		548862...120	
548769...126, 128		548828...58		548863...120	
548770...126, 128		548829...134		548864...122	
548771...126, 128		548830...134		548865...124	

# NUMERICAL LIST OF PARTS

<u>Part No.</u>	<u>Page No.</u>	<u>Part No.</u>	<u>Page No.</u>	<u>Part No.</u>	<u>Page No.</u>
548866...124		548901...108		548974...60	
548867...124		548902...86		548975...72	
548868...122		548903...86		548976...126, 128	
548869...122		548904...86		548977...126, 128	
548870...120		548905...86		548978...90, 126, 128	
548871...122		548906...72, 86		548979...126, 128	
548872...122		548908...58		548980...130	
548873...122		548909...58		548981...120, 130	
548874...122		548911...62		548982...130	
548875...122		548912...62		548983...114, 128	
548876...124		548913...62		548984...114, 128	
548877...124		548914...62		548985...128	
548878...124		548915...64		548986...128	
548879...124		548916...64		548987...126	
548880...70		548917...64		548988...126	
548881...90		548918...64		548989...120, 126	
548882...90		548919...66		548990...120, 126	
548883...70		548920...88		548991...130	
548884...68		548922...104		548992...130	
548885...116		548924...132		548993...70	
548886...114, 126, 128, 134		548925...132		548994...110	
548887...126, 128		548926...132		549005...138	
548888...124		548927...132		549006...58	
548889...124		548928...88		549008...138	
548890...124		548929...60		549009...66	
548891...124		548930...60		549010...80	
548892...124		548931...60		549011...114	
548893...124		548932...60		549012...114	
548894...124		548933...60		549013...114	
548896...86		548934...60		549014...116	
548897...86		548935...118, 130, 134		549015...116	
548898...120		548936...130		549016...116	
548899...120		548937...128, 130		549017...116	
548900...106		548970...72		549018...116	
		548973...104		549019...72	

# NUMERICAL LIST OF PARTS

<u>Part No.</u>	<u>Page No.</u>	<u>Part No.</u>	<u>Page No.</u>	<u>Part No.</u>	<u>Page No.</u>
549020...68		549208...124			
549021...138		549209...110			
549022...138		549219...86			
549023...138		549220...86			
549024...138		549245...64			
549025...138		549246...64			
549026...138		549247...64			
549027...86, 106, 108, 110		549260...98			
549028...138		549297...134			
549098...104		549298...132			
549128...84, 90					
549136...80					
549137...80					
549143...136					
549144...136					
549145...136					
549153...84					
549154...82					
549155...66					
549158...98					
549159...118					
549160...118					
549161...118					
549162...118					
549163...124					
549164...124					
549165...124					
549166...122					
549167...124					
549179...110					
549180...120					
549181...110, 120					
549185...86					
549190...62, 64					
549191...90, 114, 126					



ALTERATIONS - 299U PARTS LIST

(Form U159)

Page 68

Alter description of part No. 548130 (Ref. No. 24) to Driving Wheel Clutch Stud (state size required) (2) and add following under No. 548130.

548130-001	Marked 0 (dia. 0.2115" - 0.2105")
548130-002	Marked 1 (dia. 0.2125" - 0.2115")
548130-003	Marked 2 (dia. 0.2135" - 0.2125")
548130-004	Marked 3 (dia. 0.2145" - 0.2135")
548130-005	Marked 4 (dia. 0.2155" - 0.2145")

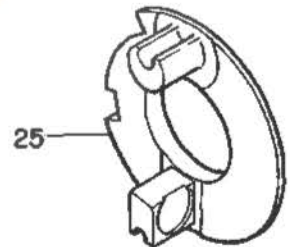
Alter: 548134 Driving Wheel Stop Cam to 548995

Delete: 548131 Driving Wheel Clutch Stud Retainer (back) (Ref. No. 26)  
548132 Driving Wheel Clutch Stud Retainer (front) (Ref. No. 27)  
545259 (805) Driving Wheel Clutch Stud Retainer Screw (Ref. No. 28)  
548133 Driving Wheel Clutch Stud Retainer Screw Washer (Ref. No. 29)  
548884 Driving Wheel Stop Cam 548134 with 545259 (805), 548131, 548132 and 548133 (Ref. No. 30)

Alter: Ref. Nos. 31 to 26, 32 to 27, 33 to 28, 34 to 29, 35 to 30, 36 to 31 and 37 to 32

Page 69

Insert new illustration Ref. No. 25 in place of present Ref. No. 30 and alter Ref. Nos. 31 to 26, 32 to 27, 33 to 28, 34 to 29, 35 to 30, 36 to 31 and 37 to 32



Page 76

Add following under part No. 548419

548419-001	Marked A (dia. 0.379" - 0.378")
548419-002	Marked B (dia. 0.378" - 0.377")
548419-003	Marked C (dia. 0.377" - 0.376")

Alter: 548145 Feed Driving Auxiliary Clutch Releaser Hand Lever to 548972 (Ref. No. 26)

Delete: 545270 (805) Feed Driving Auxiliary Clutch Releaser Hand Lever Screw (Present Ref. No. 29)  
548154 Feed Driving Auxiliary Clutch Releaser Lever Roller Stud Nut Washer (Present Ref. No. 35)

Alter description of part No. 548153 (Present Ref. No. 36) to Feed Driving Auxiliary Clutch Releaser Lever Roller and Stud with 545273 (803) and 545423 (805)

Alter: Ref. Nos. 30 to 29, 31 to 30, 32 to 31, 33 to 32, 34 to 33, 36 to 34, 37 to 35, 38 to 36 and 39 to 37

Page 77

Delete illustrations Ref. Nos. 29 and 35 and alter Ref. Nos. 30 to 29, 31 to 30, 32 to 31, 33 to 32, 34 to 33, 36 to 34, 37 to 35, 38 to 36 and 39 to 37

Page 84

Alter: 504051 (850) Needle Holder Screw (2) to 549137 (803)

Page 86

Alter: 154983 (819) Needle Thread Leader Nut to 545418 (819)

Page 88

Alter: 545250 (803) Needle Vibrating Ring Guide Stud Set Screw to 504134 (850)

Page 90

Alter description of part No. 548385 to Pattern Wheel Adjusting Gear (stop ring) with two 504007 (850)

Alter: 549128 (803) Pattern Wheel Adjusting Gear (stop ring) Set Screw (2) to 504007 (850)

Page 92

Add following under part No. 548419

548419-001 Marked A (dia. 0.379" - 0.378")  
548419-002 Marked B (dia. 0.378" - 0.377")  
548419-003 Marked C (dia. 0.377" - 0.376")

Page 96

Alter: 154983 (819) Starting Rod Spring Support Lock Nut to 545418 (819)

Page 98

Alter: 504078 (805) Stitch Rotating Lever Connection Screw (upper) (2) to 545093 (803)

Alter description of part No. 548522 to Stitch Rotating Lever Connection (upper) complete, Nos. 548516, 548519, 548521 and two 545093 (803)

Page 102

Alter: 504502 (805) Stop Lever Lock Lever Stop Screw Nut to 154981 (819)

Page 104

Alter: \*548328 Needle Thread Controller Cam with two 549098 (850) to \*548608

Page 116

Alter: 504078 (805) Rapid Feed Starting Lever Latch Stop Washer Screw to 545093 (803)

Page 122

Alter: 154983 (819) Thread and Cord Cutting Driving Lever Roller Screw Stud Nut to 545418 (819)

Alter description of part No. 548871 to Thread and Cord Cutting Driving Lever Roller complete, Nos. 545418 (819), 201873, 548872 and 549166 (803)

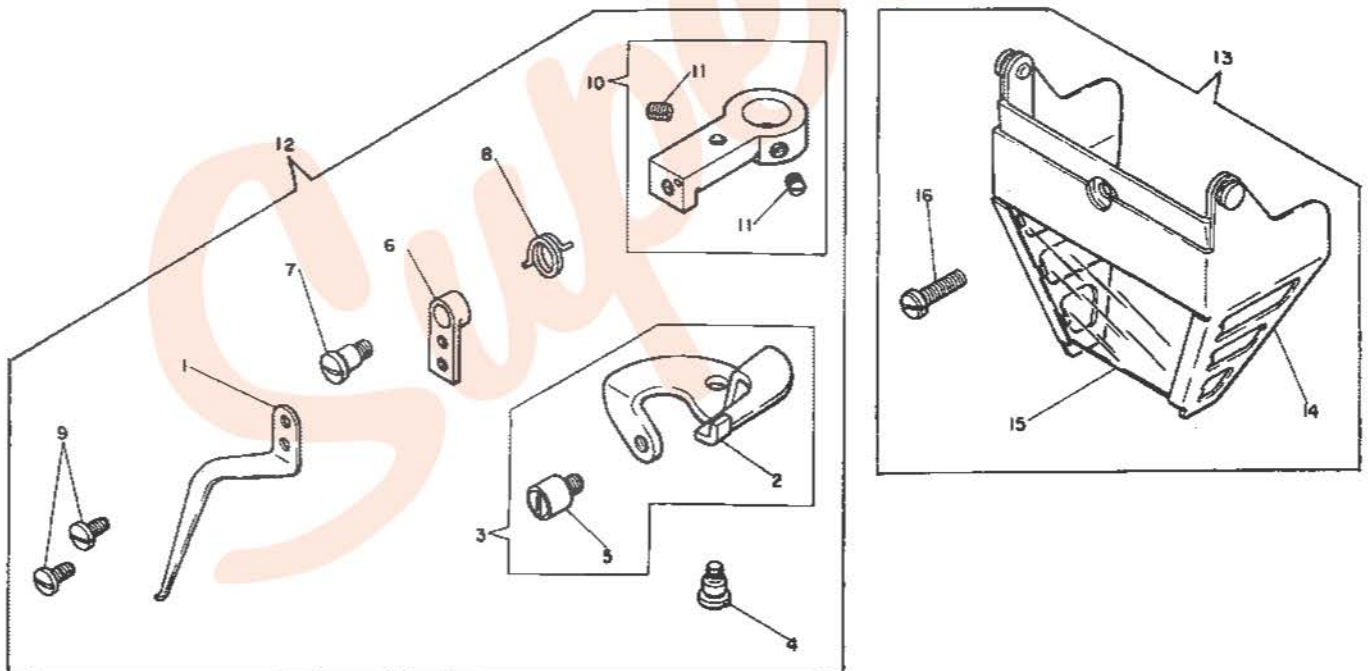
Page 139

Add following special fitting and accessory after page 139

<u>Ref.</u> <u>No.</u>	<u>Part</u> <u>No.</u>	<u>Description</u>
<u>Needle Thread Wiper (for 299U123 Machine)</u>		
1	548648	Needle Thread Wiper Arm
2	548649	Needle Thread Wiper Arm Actuating Lever
3	548655	Needle Thread Wiper Arm Actuating Lever 548649 with 548654
4	545271 (803)	Needle Thread Wiper Arm Actuating Lever Hinge Screw
5	548654	Needle Thread Wiper Arm Actuating Lever Roller and Stud
6	548656	Needle Thread Wiper Arm Bracket
7	549160 (803)	Needle Thread Wiper Arm Bracket Hinge Screw
8	548667	Needle Thread Wiper Arm Bracket Spring
9	545307 (803)	Needle Thread Wiper Arm Screw (2)
10	548658	Needle Thread Wiper Bracket with two 504028 (850)
11	504028 (850)	Needle Thread Wiper Bracket Set Screw (2)
12	548674	Needle Thread Wiper complete, Nos. 545271 (803), 548648, 548655, 548656, 548658, 548667, 549160 (803) and two 545307 (803)

Finger Guard and Eye Shield

13	549000	Finger Guard and Eye Shield 548999 with 545233 (810)
14	548999	Finger Guard and Eye Shield with 548263
15	548263	Finger Guard and Eye Shield Window
16	545233 (810)	Finger Guard and Eye Shield Screw

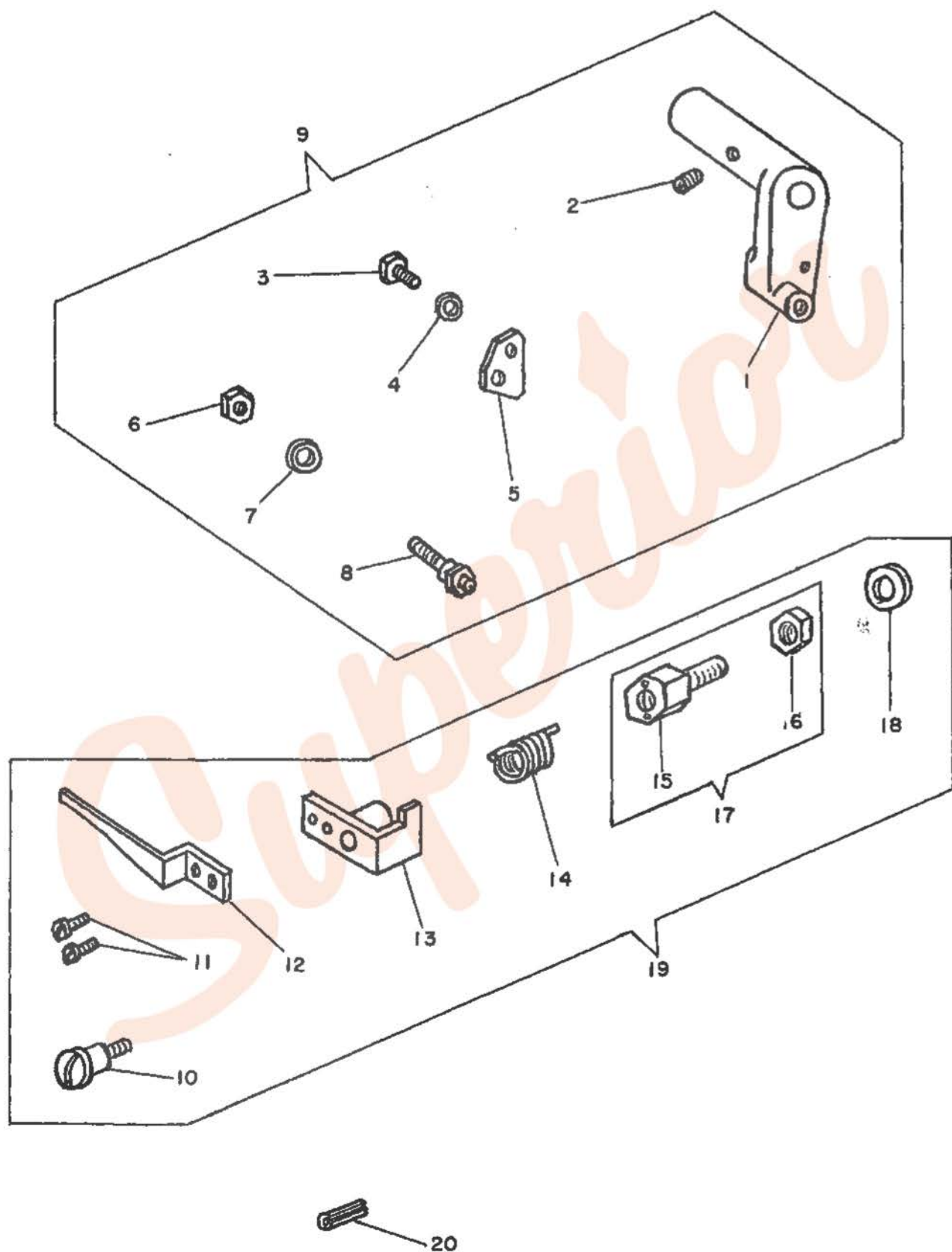




STOP LEVER RELEASE DELAYING MECHANISM

<u>Ref.</u> <u>No.</u>	<u>Part</u> <u>No.</u>	<u>Description</u>
1	544502	Stop Lever Crank with 504056
2	504056 (830)	Stop Lever Crank Set Screw
3	545289 (805)	Stop Lever Release Delaying Lever Stop Block Screw
4	548061	Stop Lever Release Delaying Lever Stop Block Screw Washer
5	544511	Stop Lever Release Delaying Lever Stop Block
6	545407 (819)	Stop Lever Release Delaying Lever Stop Block Nut
7	547387	Stop Lever Release Delaying Lever Stop Block Nut Washer
8	544025 (803)	Stop Lever Link Connection Hinge Screw (back)
9	544552	Stop Lever Crank complete, Nos. 544025, 544502, 544511, 545289, 545407, 547387 and 548061
10	545321 (803)	Stop Lever Release Delaying Lever Hinge Screw
11	545314 (803)	Stop Lever Release Delaying Lever Arm Screw (2)
12	544503	Stop Lever Release Delaying Lever Arm
13	544505	Stop Lever Release Delaying Lever Body
14	544510	Stop Lever Release Delaying Lever Spring
15	544507	Stop Lever Release Delaying Lever Bracket
16	545440 (805)	Stop Lever Release Delaying Lever Bracket Nut
17	544508	Stop Lever Release Delaying Lever Bracket 544507 with 545440
18	544509	Stop Lever Release Delaying Lever Bracket Nut Washer
19	544553	Stop Lever Release Delaying Lever complete, Nos. 544503, 544505, 544508, 544509, 544510, 545321 and two 545314
20	548492	Stop Lever Release Delaying Lever Release Pin

STOP LEVER RELEASE DELAYING MECHANISM

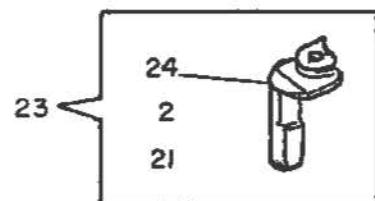
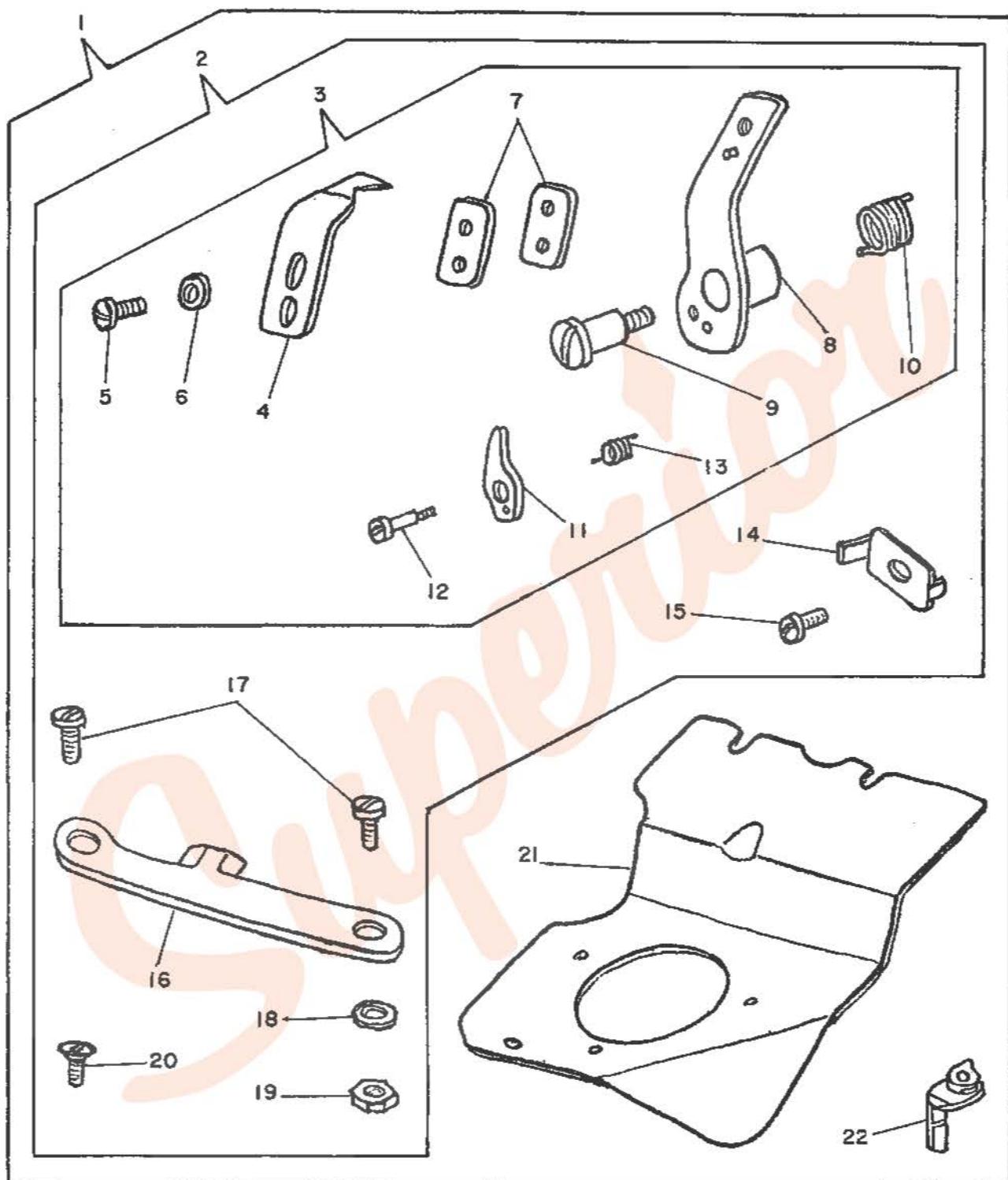


# NEEDLE THREAD TRIMMER MECHANISM

<u>Ref. No.</u>	<u>Part No.</u>	<u>Description</u>
1	544547	Needle Thread Trimmer Mechanism complete, No. 544546 with 544543 and 548255, for 299U130
2	544546	Needle Thread Trimmer Mechanism complete, Nos. 544538, 544539, 544542, 545314, 545413, 548167, 549159 and two 504010
3	544539	Needle Thread Cutting Blade complete, Nos. 253622, 253623, 504051, 544061, 544533, 544537, 544541, 548406, 549161 and two 544540
4	544533	Needle Thread Cutting Blade
5	504051 (850)	Needle Thread Cutting Blade Screw
6	548406	Needle Thread Cutting Blade Screw Washer
7	544540	Needle Thread Cutting Blade Shim (2)
8	544537	Needle Thread Cutting Blade Bracket
9	544061 (803)	Needle Thread Cutting Blade Hinge Screw
10	544541	Needle Thread Cutting Blade Spring
11	253622	Needle Thread Cutting Blade Pawl
12	549161 (803)	Needle Thread Cutting Blade Pawl Hinge Screw
13	253623	Needle Thread Cutting Blade Pawl Spring
14	544542	Needle Thread Cutting Blade Stop Plate
15	545314 (803)	Needle Thread Cutting Blade Stop Plate Screw
16	544538	Needle Thread Cutting Blade Cam Plate
17	504010 (803)	Needle Thread Cutting Blade Cam Plate Screw (2)
18	548167	Needle Thread Cutting Blade Cam Plate Screw Washer
19	545413 (803)	Needle Thread Cutting Blade Cam Plate Screw Nut
20	549159 (803)	Looper Frame Chip Guard Screw
21	548255	Looper Frame Chip Guard
22	544543	Throat Plate, for 299U130 and 299U230
23	544548	Needle Thread Trimmer Mechanism complete, No. 544546 with 544544 and 548255, for 299U110
24	544544	Throat Plate, for 299U110 and 299U210



# NEEDLE THREAD TRIMMER MECHANISM



# TOP CORD LAYING MECHANISM

<u>Ref. No.</u>	<u>Part No.</u>	<u>Description</u>
1	544550	Top Cord Laying Mechanism complete, No. 544549 with 544530 and 544531, for 299U130
2	544549	Top Cord Laying Mechanism complete, Nos. 543063, 544521, 544523, 544524, 544528, 544529, 544559, 545235 and three 545314, for 299U110, 299U130, 299U210 and 299U230
3	544523	Upper Cord Leader complete, Nos. 544522, 544525, 544526, 544527, 545307 and two 544060
4	544522	Upper Cord Leader
5	544525	Upper Cord Leader Slide
6	544526	Upper Cord Leader Slide Bracket
7	544060 (805)	Upper Cord Leader Slide Hinge Screw (2)
8	545314 (803)	Upper Cord Leader Slide Bracket Screw
9	545307 (803)	Upper Cord Leader Screw
10	544527	Upper Cord Leader Slide Spring
11	544521	Upper Cord Guide
12	544524	Upper Cord Leader Lifting Lever
13	545314 (803)	Upper Cord Leader Lifting Lever Screw (2)
14	544559	Upper Tape Leader
15	544528	Work Clamp Check (right) Cord Holder (lower)
16	544529	Work Clamp Check (right) Cord Holder (upper)
17	545235 (803)	Work Clamp Check (right) Cord Holder Screw
18	543063	Thread Unwinder Spool Rest (for one spool) complete, Nos. 543064, 548812, 548814 and 548823
19	548823	Thread Unwinder Spool Pin complete, Nos. 548805, 548809, 548811 and 549143
20	548805	Thread Unwinder Spool Pin
21	548809	Thread Unwinder Spool Pin Cap
22	549143 (809)	Thread Unwinder Spool Pin Cap Hinge Screw
23	548811	Thread Unwinder Spool Pin Washer
24	548812	Thread Unwinder Spool Pin Rest (for one spool) (flat) with 549145
25	549145 (850)	Thread Unwinder Spool Rest Set Screw
26	548814	Thread Unwinder Spool Rest Cushion (felt)
27	543064	Thread Unwinder Thread Guide (long)
28	544530	Work Clamp Arm (left)
29	544531	Work Clamp Check (right), for 299U130 and 299U230
30	544551	Top Cord Laying Mechanism complete, No. 544549 with 544530 and 544532, for 299U110
31	544532	Work Clamp Check (right), for 299U110 and 299U210

TOP CORD LAYING MECHANISM

